

Burlington Animal Services

Statistical Report- May 2020

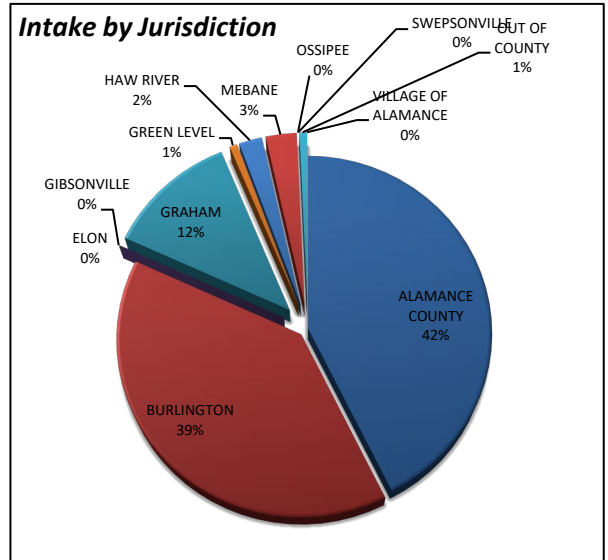
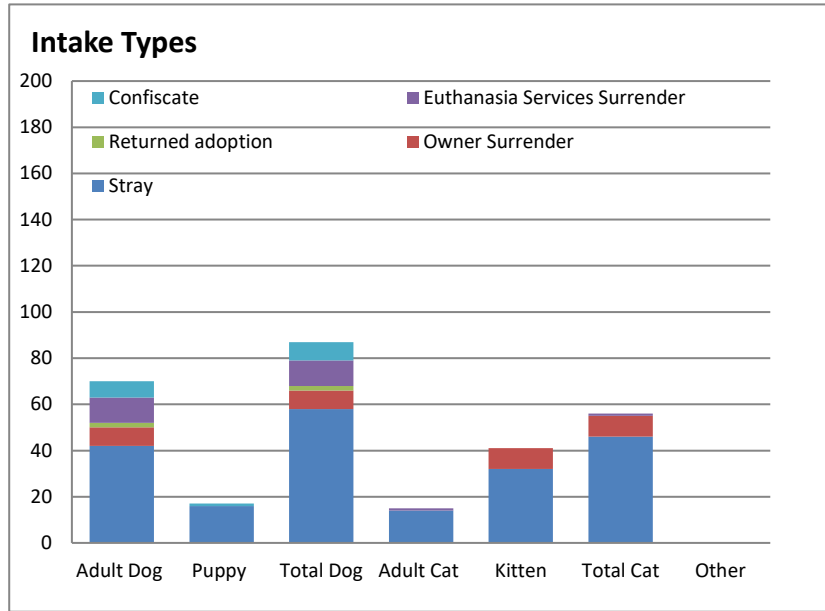
Animal Intakes

Intake Types

	Adult		Total	Adult		Total	Other	Total
	Doq	Puppy		Doq	Cat			
Stray	42	16	58	14	32	46	0	104
Owner Surrender	8	0	8	0	9	9	0	17
Returned adoption	2	0	2	0	0	0	0	2
Euthanasia Services Surrender	11	0	11	1	0	1	0	12
Confiscate	7	1	8	0	0	0	0	8
Total	70	17	87	15	41	56	0	143


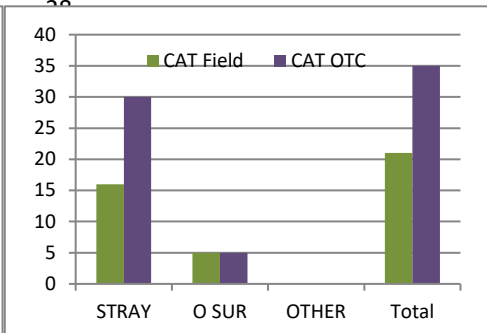
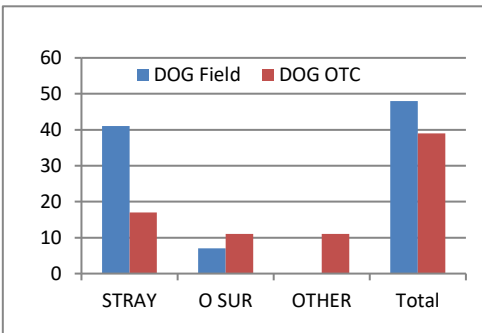
Intake Jurisdiction

Jurisdiction	Total	%
ALAMANCE COUNTY	61	43%
BURLINGTON	56	39%
ELON	0	0%
GIBSONVILLE	0	0%
GRAHAM	17	12%
GREEN LEVEL	1	1%
HAW RIVER	3	2%
MEBANE	4	3%
OSSIPEE	0	0%
SWEPSOONVILLE	0	0%
OUT OF COUNTY	1	1%
ALAMANCE	0	0%
Total	143	100%



STRAY O SUR OTHER Total

	Field	OTC	Field	OTC	Field	OTC	Total
CAT	16	5	0	21	30	5	35
	41	7	0	48	17	11	39
DOG	0	0	0	0	0	0	0
	0	0	0	0	0	0	0
OTHER	0	0	0	0	0	0	0
Total	104	28	11	143			



Burlington Animal Services

Statistical Report- May 2020

Animal Outcomes

	<u>Adult</u> <u>Dog</u>	<u>Puppy</u>	<u>Total</u> <u>Dog</u>	<u>Adult</u> <u>Cat</u>	<u>Kitten</u>	<u>Total</u> <u>Cat</u>	<u>Other</u>	<u>Total</u>	<u>%</u>
Total Live Release ⁽¹⁾	71	20	91	22	28	50	0	141	84%

(1) Calculated as follows: total positive outcomes/total outcomes

Total Outcomes

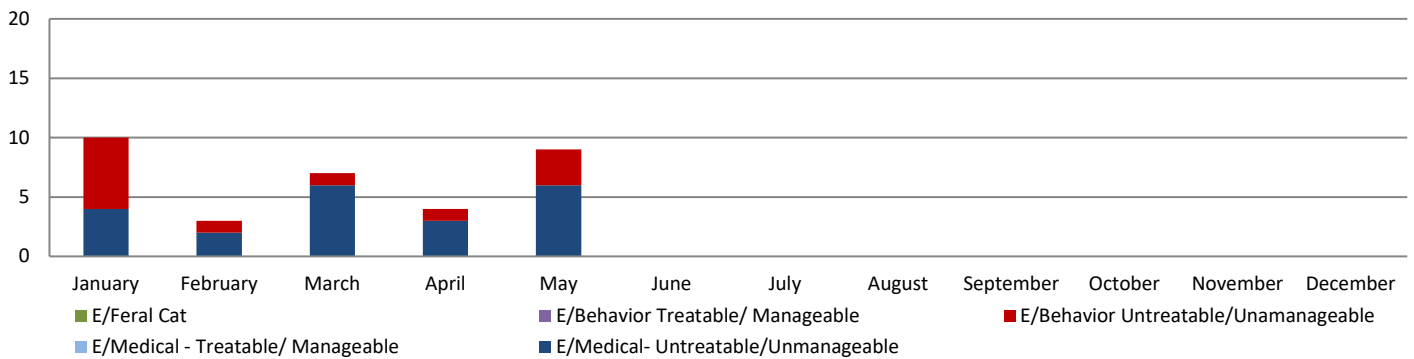
	<u>Adult</u> <u>Dog</u>	<u>Puppy</u>	<u>Total</u> <u>Dog</u>	<u>Adult</u> <u>Cat</u>	<u>Kitten</u>	<u>Total</u> <u>Cat</u>	<u>Other</u>	<u>Total</u>	<u>% of</u> <u>total</u>
Return to Owner (RTO)	27	2	29	0	0	0	0	29	17%
Adoption	43	17	60	21	25	46	0	106	63%
Rescue Transfer	1	1	2	1	3	4	0	6	4%
Shelter Euthanasia	3	0	3	3	2	5	0	8	5%
Euthanasia Services Surrender	12	0	11	1	1	2	0	13	8%
Died/ DOA	0	0	0	0	5	5	0	5	3.0%
Total	86	20	106	26	36	62	0	168	99%

(2) Mighty Mouser Program Adoptions totaled 11 cats and kittens

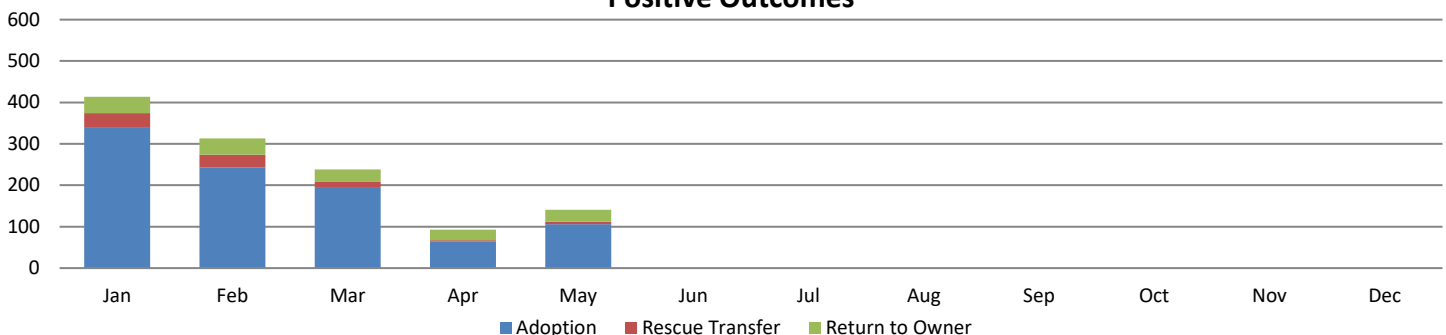
Shelter Euthanasia Reasons

	<u>Adult</u> <u>Dog</u>	<u>Puppy</u>	<u>Total</u> <u>Dog</u>	<u>Adult</u> <u>Cat</u>	<u>Kitten</u>	<u>Total</u> <u>Cat</u>	<u>Other</u>	<u>Total</u>	<u>%Euth</u>
Behavior	3	0	3	0	0	0	0	3	38%
Medical	0	0	0	3	2	5	0	5	63%
Total	3	0	3	3	2	5	0	8	100%

Shelter Euthanasia Reasons



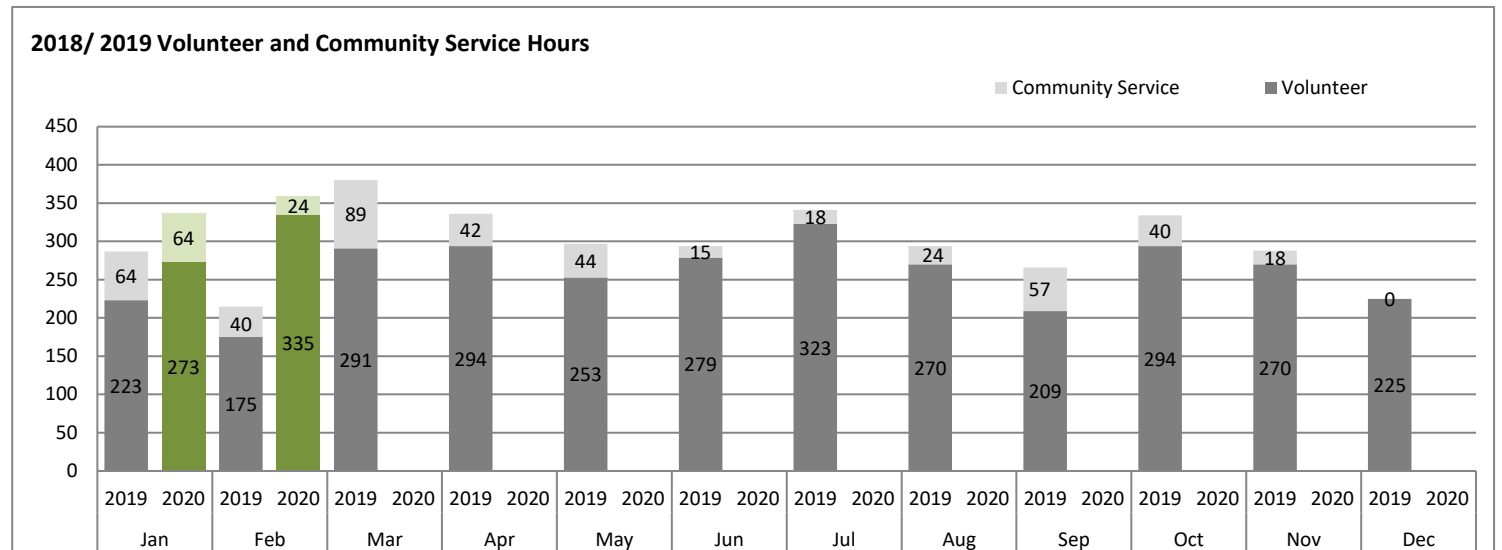
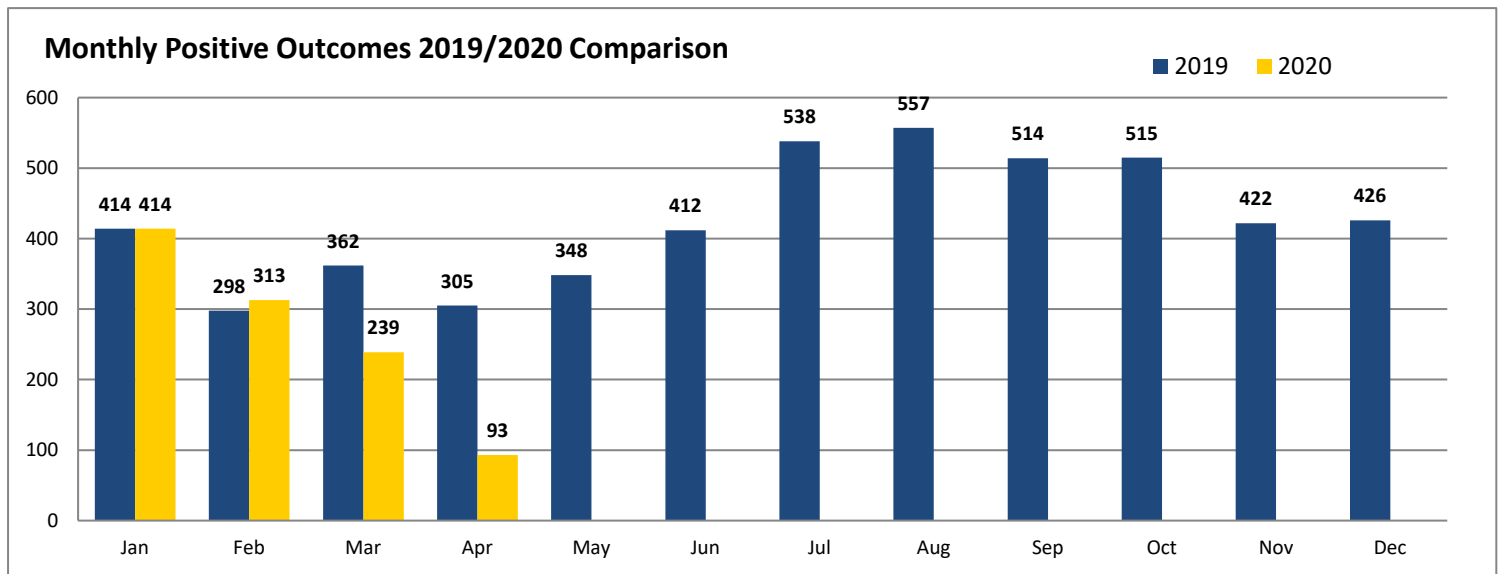
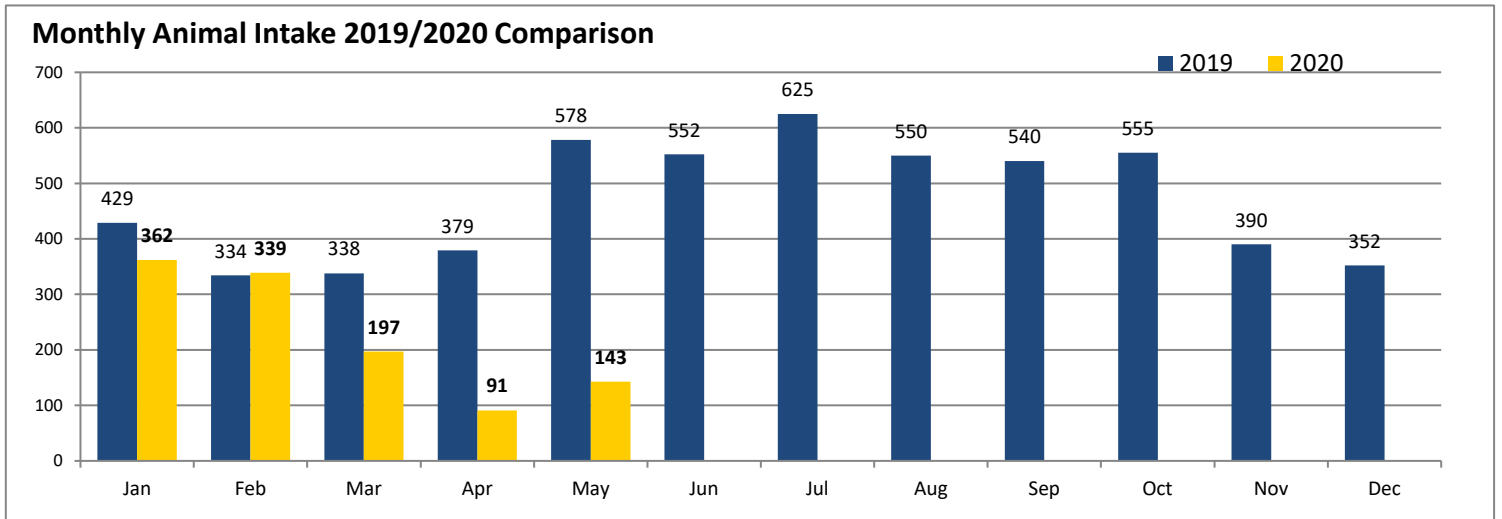
Positive Outcomes



Burlington Animal Services

Statistical Report- May 2020

Activity Comparison Statistics



Burlington Animal Services

Statistical Report- May 2020

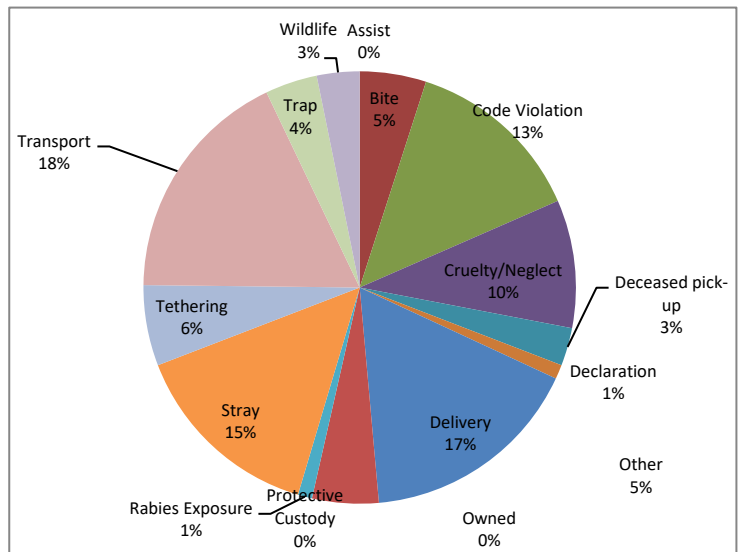
Field Services

activities related to assisting other agencies such as police or fire, and providing assistance to the public for animal related matters in the field	Assist	0
field activities involving animal bites	Bite	14
field activities related to complaints of code violations involving barking, nuisance, abandoned pets, fowl, over the limit of number of dogs etc	Code Violation	38
field activities involving complaints/ investigations of cruelty and/or neglect	Cruelty/Neglect	27
pick-up and removal of deceased animals	Deceased pick-up	8
field activities involving § 67-4 and § 130A-200- dangerous and vicious dogs	Declaration	3
Delivery of supplies/food for fosters and community members in need (finders of stray pets; owners needing emergency assistance)	Delivery	47
field activities not included in the other categories such as court, special events etc	Other	14
activities related to field pick up of surrendered animals; notice for recovery of owned animal at shelter	Owned	0
field activities involving temporary custody of owned animals	Protective Custody	0
field activities involving potential rabies exposure to human or domestic animal	Rabies Exposure	3
field calls related to domestic animals at large	Stray	41
activities involving complaints related to tethering ordinance	Tethering	17
transport of animals from fosters to adopters or agency to agency transports	Transport	50
field activities related to trapping domestic animals	Trap	11
activities related to wildlife	Wildlife	9

Total 282

Average Field Service Responses per day:

9.1



Monthly Field Services Responses 2019/ 2020

■ 2019 ■ 2020

