

Burlington Animal Services

Statistical Report- May 2019

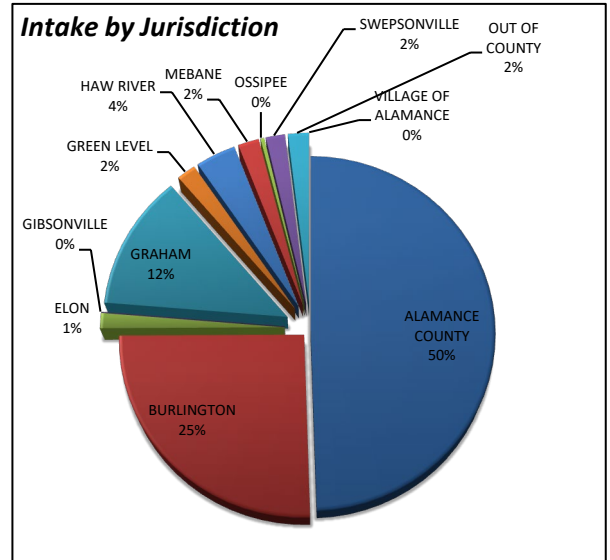
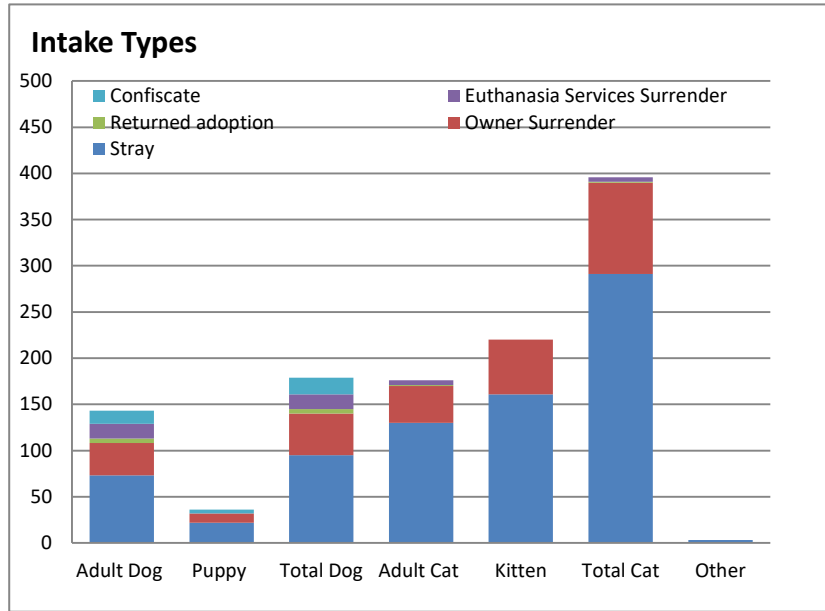
Animal Intakes

Intake Types

	<u>Adult</u>		<u>Total</u>	<u>Adult</u>		<u>Total</u>	<u>Other</u>	<u>Total</u>
	<u>Doq</u>	<u>Puppy</u>	<u>Doq</u>	<u>Cat</u>	<u>Kitten</u>	<u>Cat</u>		
Stray	73	22	95	130	161	291	3	389
Owner Surrender	35	10	45	40	59	99	0	144
Returned adoption	5	0	5	1	0	1	0	6
Euthanasia Services Surrender	16	0	16	5	0	5	0	21
Confiscate	14	4	18	0	0	0	0	18
Total	143	36	179	176	220	396	3	578

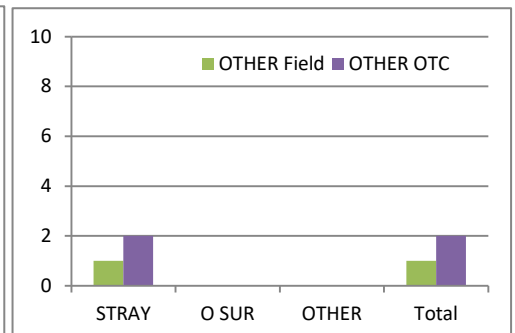
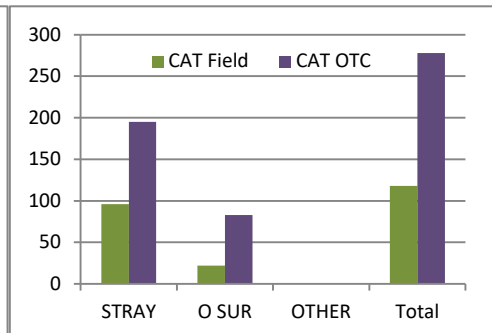
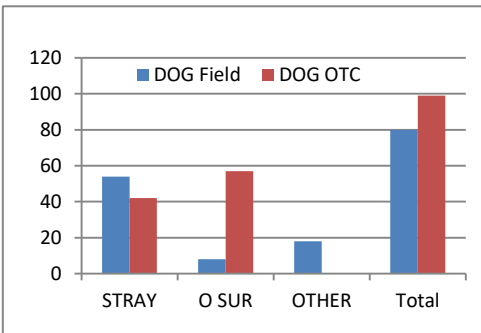
Intake Jurisdiction

<u>Jurisdiction</u>	<u>Total</u>	<u>%</u>
ALAMANCE COUNTY	286	49%
BURLINGTON	147	25%
ELON	8	1%
GIBSONVILLE	0	0%
GRAHAM	72	12%
GREEN LEVEL	10	2%
HAW RIVER	21	4%
MEBANE	11	2%
OSSIPEE	2	0%
SWEPSONVILLE	10	2%
OUT OF COUNTY	11	2%
ALAMANCE	0	0%
Total	578	100%



STRAY O SUR OTHER Total

		Field	O SUR	OTHER	Total
		CAT	96	22	0
	OTC	195	83	0	278
DOG	Field	54	8	18	80
	OTC	42	57	0	99
OTHER	Field	1	0	0	1
	OTC	2	0	0	2
Total		390	170	18	578



Burlington Animal Services

Statistical Report- May 2019

Animal Outcomes

	<u>Adult</u>		<u>Total</u>	<u>Adult</u>			<u>Total</u>			
	<u>Doq</u>	<u>Puppy</u>	<u>Doq</u>	<u>Cat</u>	<u>Kitten</u>	<u>Cat</u>	<u>Other</u>	<u>Total</u>	<u>%</u>	
Total Live Release ⁽¹⁾	110	27	137	152	54	206	5	348	86%	

(1) Calculated as follows: total positive outcomes/total outcomes

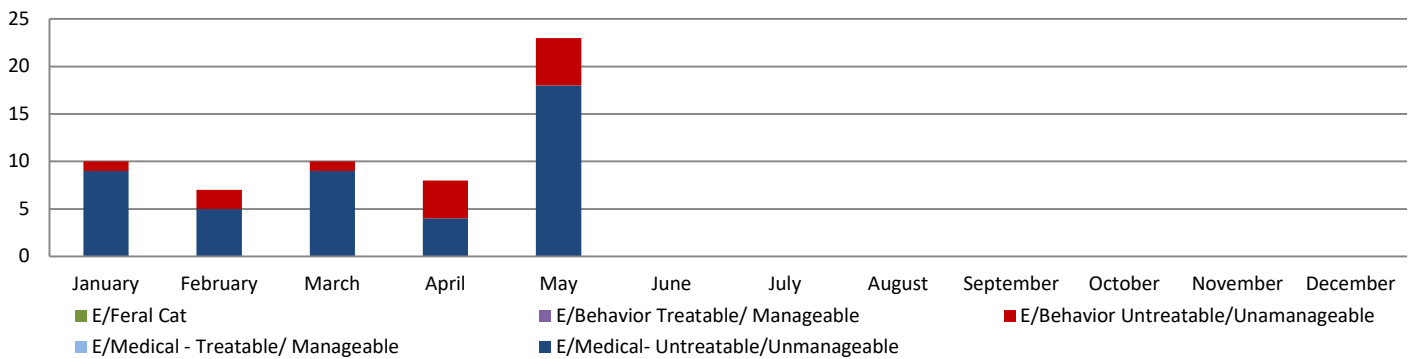
Total Outcomes

	<u>Adult</u>		<u>Total</u>	<u>Adult</u>			<u>Total</u>			<u>% of total</u>
	<u>Doq</u>	<u>Puppy</u>	<u>Doq</u>	<u>Cat</u>	<u>Kitten</u>	<u>Cat</u>	<u>Other</u>	<u>Total</u>	<u>% of total</u>	
Return to Owner (RTO)	31	3	34	2	0	2	1	37	9%	
Adoption	75	23	98	126	52	178	4	280	69%	
Rescue Transfer	4	1	5	24	2	26	0	31	8%	
Shelter Euthanasia	7	0	7	4	9	13	3	23	6%	
Euthanasia Services Surrender	16	0	16	5	0	5	0	21	5%	
Died/ DOA	1	2	3	3	7	10	0	13	3.2%	
Total	134	29	163	164	70	234	8	405	100%	

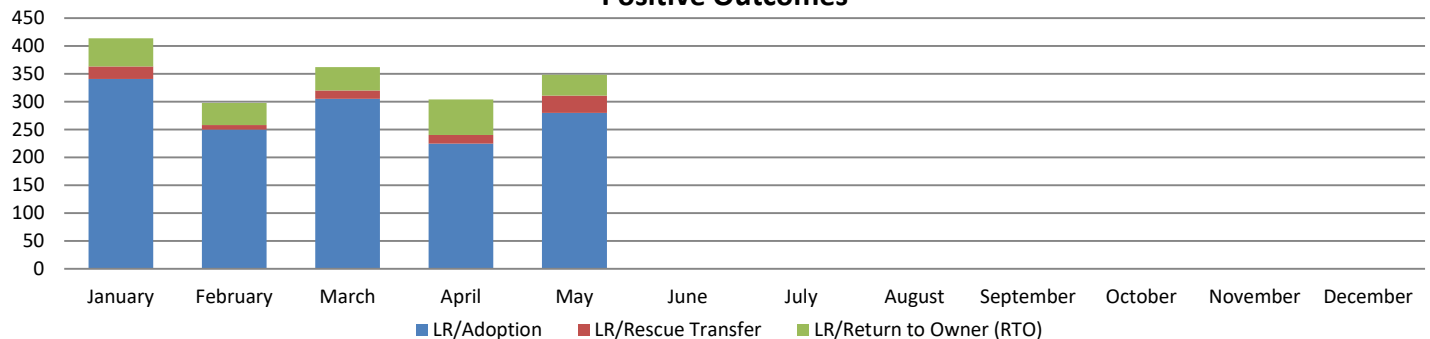
Shelter Euthanasia Reasons

	<u>Adult</u>		<u>Total</u>	<u>Adult</u>			<u>Total</u>			<u>%Euth</u>
	<u>Doq</u>	<u>Puppy</u>	<u>Doq</u>	<u>Cat</u>	<u>Kitten</u>	<u>Cat</u>	<u>Other</u>	<u>Total</u>	<u>%Euth</u>	
Behavior	5	0	5	0	0	0	0	5	22%	
Feral	0	0	0	0	0	0	0	0	0%	
Medical	2	0	2	4	9	13	3	18	78%	
Total	7	0	7	4	9	13	3	23	100%	

Shelter Euthanasia Reasons



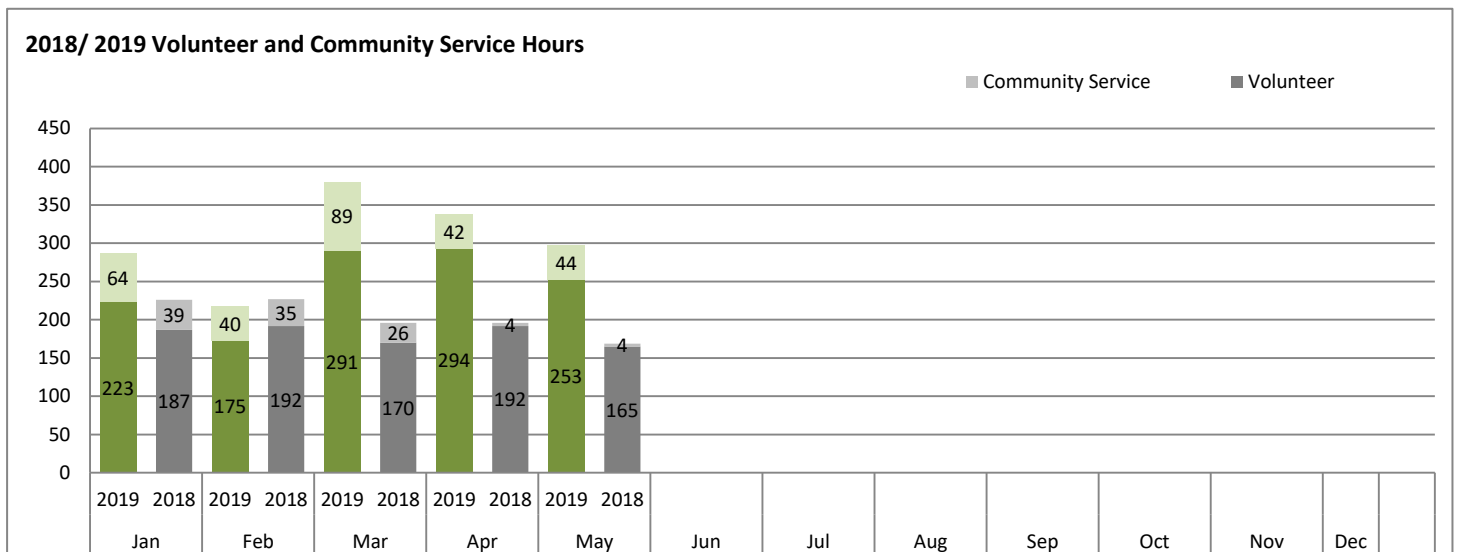
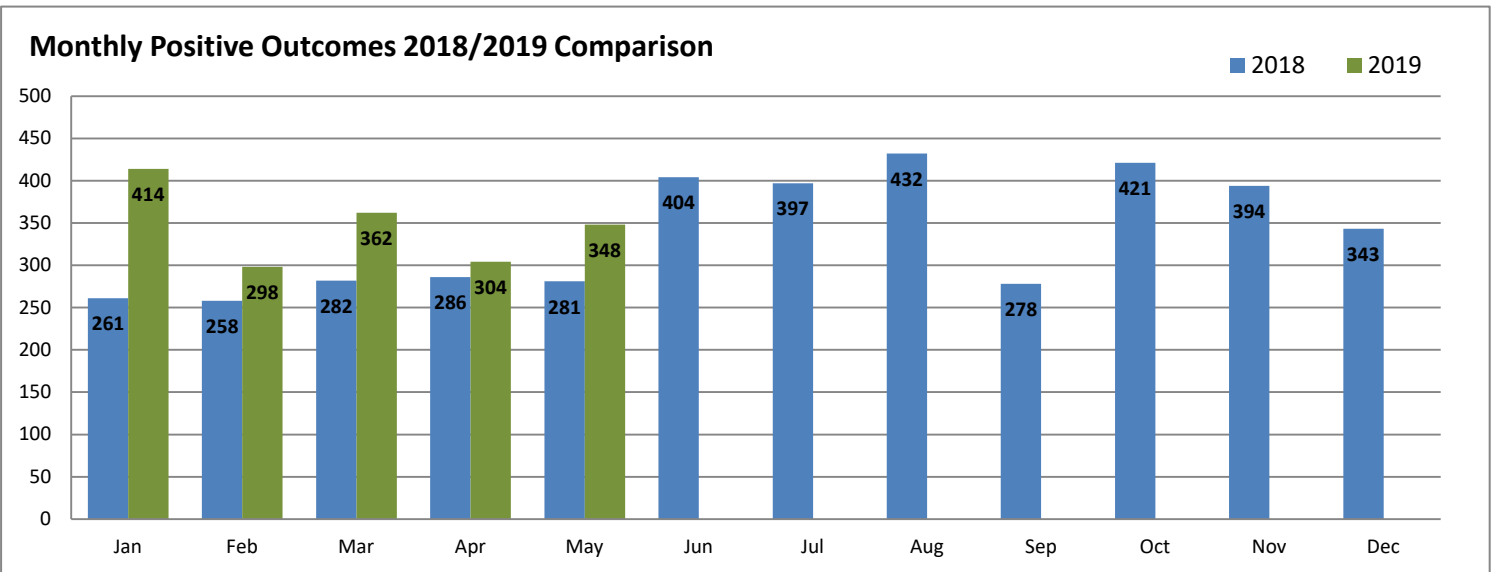
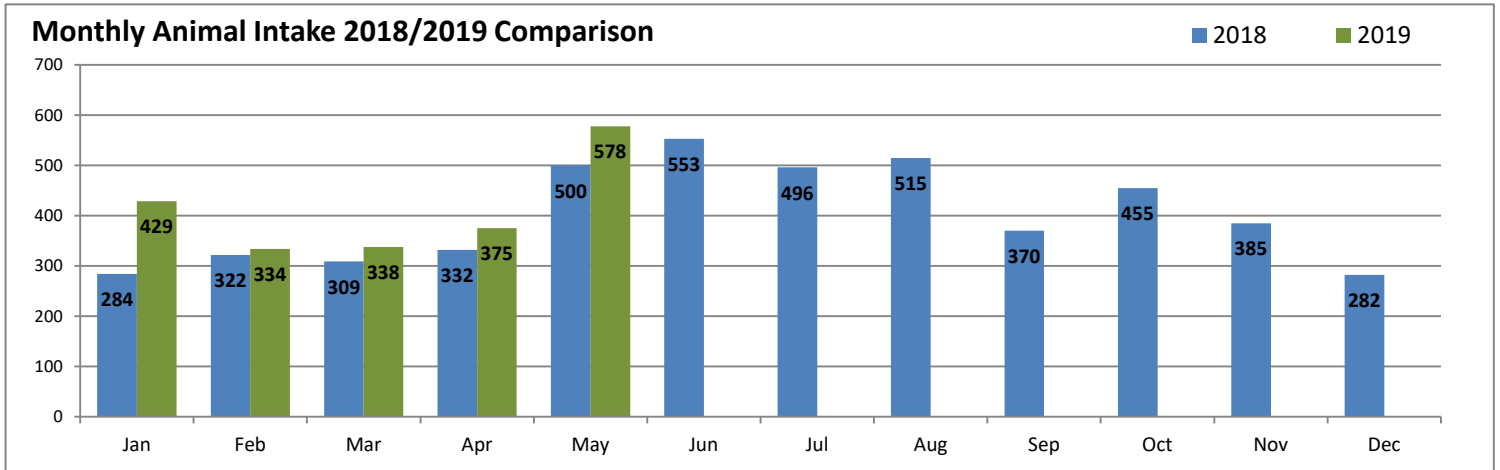
Positive Outcomes



Burlington Animal Services

Statistical Report- May 2019

Activity Comparison Statistics



Burlington Animal Services

Statistical Report- May 2019

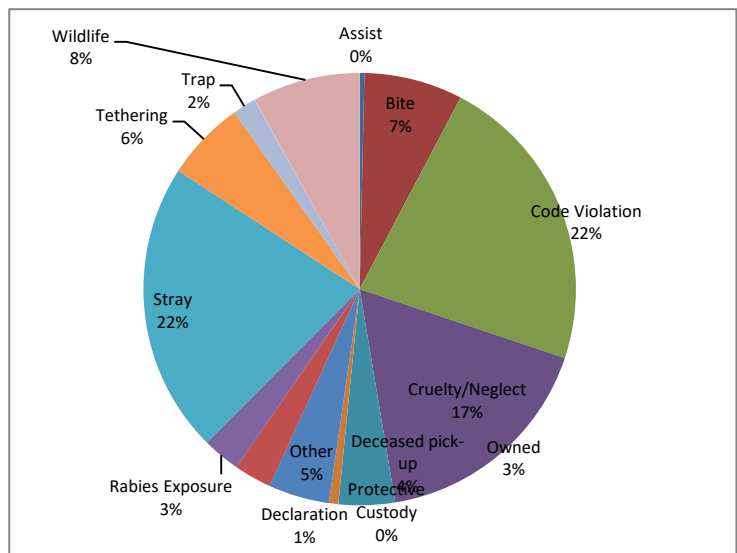
Field Services

activities related to assisting other agencies such as police or fire, and providing assistance to the public for animal related matters in the field	Assist	1
field activities involving animal bites	Bite	21
field activities related to complaints of code violations involving barking, nuisance, abandoned pets, fowl, over the limit of number of dogs etc	Code Violation	64
field activities involving complaints/ investigations of cruelty and/or neglect	Cruelty/Neglect	49
pick-up and removal of deceased animals	Deceased pick-up	12
field activities involving § 67-4 and § 130A-200- dangerous and vicious dogs	Declaration	2
field activities not included in the other categories such as court, special events etc	Other	13
activities related to field pick up of surrendered animals; notice for recovery of owned animal at shelter	Owned	8
field activities involving temporary custody of owned animals	Protective Custody	0
field activities involving potential rabies exposure to human or domestic animal	Rabies Exposure	8
field calls related to domestic animals at large	Stray	62
activities involving complaints related to tethering ordinance	Tethering	17
field activities related to trapping domestic animals	Trap	5
activities related to wildlife	Wildlife	23

Total 285

Average Field Service Responses per day:

9.2



Monthly Field Services Responses 2018/ 2019

■ 2018 ■ 2019

