

Burlington Animal Services

Statistical Report- March 2019

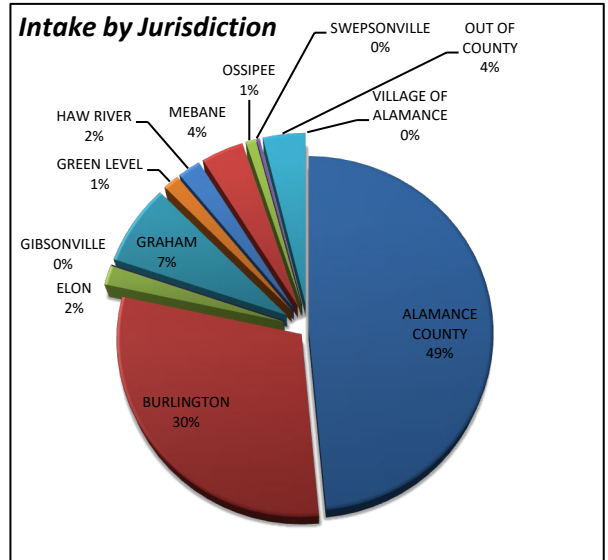
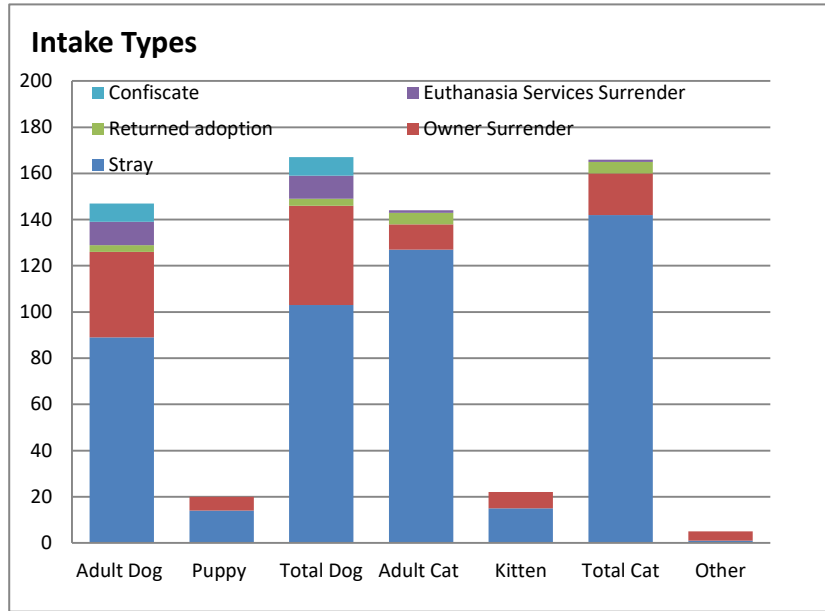
Animal Intakes

Intake Types

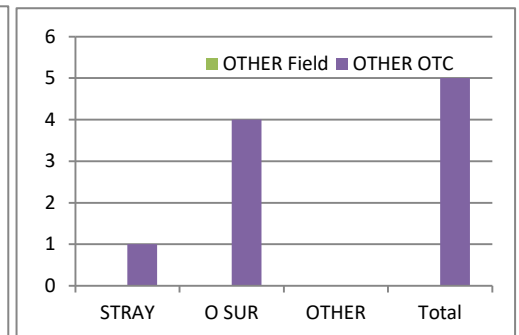
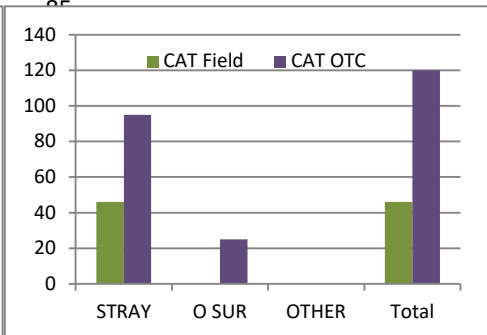
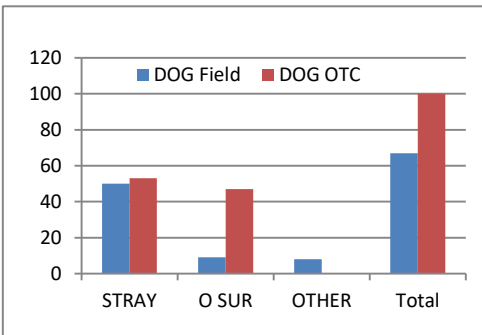
	Adult		Total	Adult		Total	Other	Total
	Doq	Puppy		Doq	Cat			
Stray	89	14	103	127	15	142	1	246
Owner Surrender	37	6	43	11	7	18	4	65
Returned adoption	3	0	3	5	0	5	0	8
Euthanasia Services Surrender	10	0	10	1	0	1	0	11
Confiscate	8	0	8	0	0	0	0	8
Total	147	20	167	144	22	166	5	338

Intake Jurisdiction

Jurisdiction	Total	%
ALAMANCE COUNTY	164	49%
BURLINGTON	101	30%
ELON	6	2%
GIBSONVILLE	0	0%
GRAHAM	25	7%
GREEN LEVEL	5	1%
HAW RIVER	7	2%
MEBANE	13	4%
OSSIPEE	3	1%
SWEPSONVILLE	1	0%
OUT OF COUNTY	13	4%
ALAMANCE	0	0%
Total	338	100%



	Field	STRAY	O SUR	OTHER	Total
		CAT	46	0	0
	OTC	95	25	0	120
	Field	50	9	8	67
DOG	OTC	53	47	0	100
	Field	0	0	0	0
OTHER	OTC	1	4	0	5
Total		245	85	8	338



Burlington Animal Services

Statistical Report- March 2019

Animal Outcomes

	<u>Adult</u> <u>Dog</u>	<u>Puppy</u>	<u>Total</u> <u>Dog</u>	<u>Adult</u> <u>Cat</u>	<u>Kitten</u>	<u>Total</u> <u>Cat</u>	<u>Other</u>	<u>Total</u>	<u>%</u>
Total Live Release ⁽¹⁾	133	34	167	159	32	191	4	362	95%

(1) Calculated as follows: total positive outcomes/total outcomes


Total Outcomes

	<u>Adult</u> <u>Dog</u>	<u>Puppy</u>	<u>Total</u> <u>Dog</u>	<u>Adult</u> <u>Cat</u>	<u>Kitten</u>	<u>Total</u> <u>Cat</u>	<u>Other</u>	<u>Total</u>	<u>% of</u> <u>total</u>
Return to Owner (RTO)	40	0	40	2	0	2	0	42	11%
Adoption	85	32	117	152	32	184	4	305	80%
Rescue Transfer	8	2	10	5	0	5	0	15	4%
Shelter Euthanasia	1	1	2	6	1	7	1	10	3%
Euthanasia Services Surrender	10	0	10	1	0	1	0	11	3%
Died/ DOA	0	0	0	0	0	0	0	0	0.0%
Total	144	35	179	166	33	199	5	383	100%

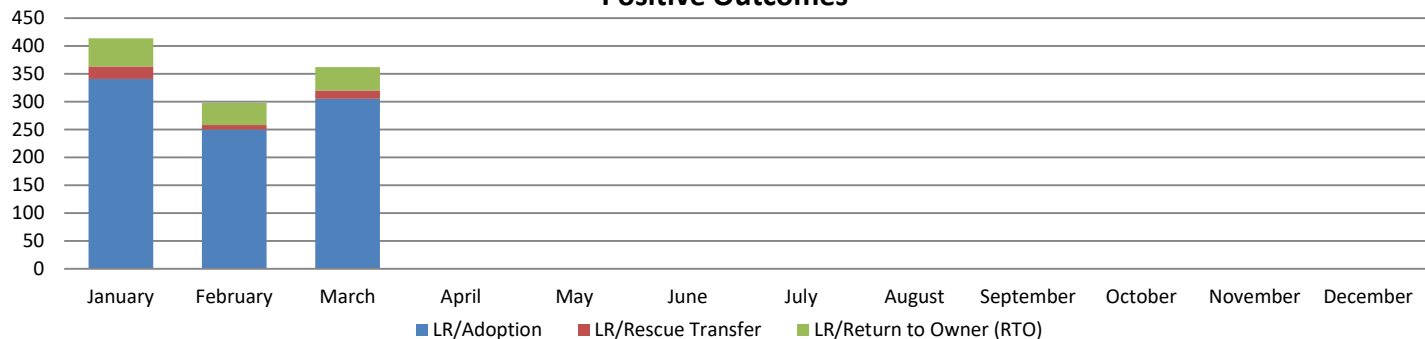
Shelter Euthanasia Reasons

	<u>Adult</u> <u>Dog</u>	<u>Puppy</u>	<u>Total</u> <u>Dog</u>	<u>Adult</u> <u>Cat</u>	<u>Kitten</u>	<u>Total</u> <u>Cat</u>	<u>Other</u>	<u>Total</u>	<u>%Euth</u>
Behavior	1	0	1	0	0	0	0	1	10%
Feral	0	0	0	0	0	0	0	0	0%
Medical	0	1	1	6	1	7	1	9	90%
Total	1	1	2	6	1	7	1	10	100%

Shelter Euthanasia Reasons



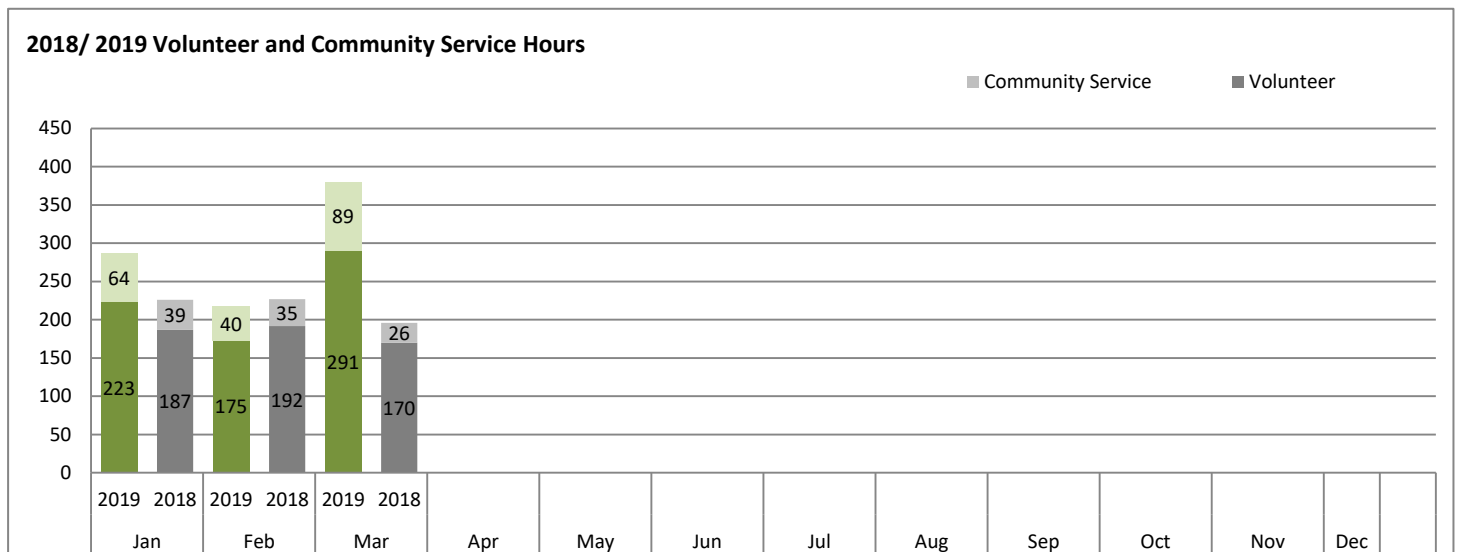
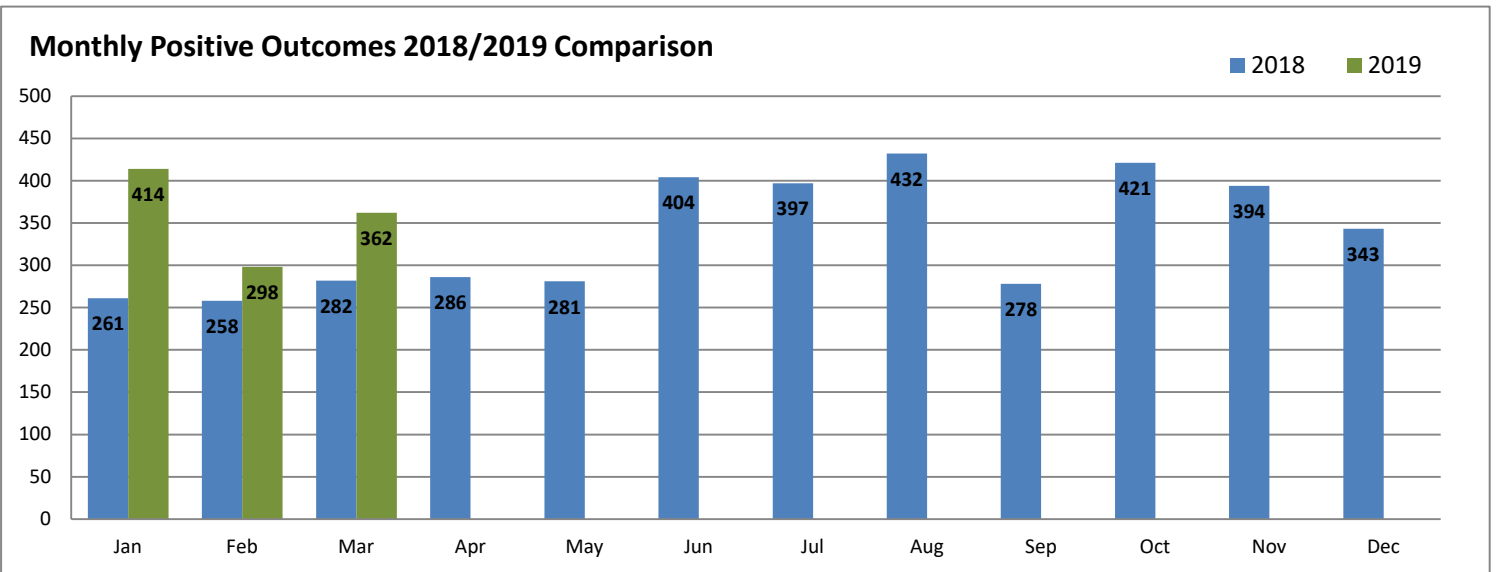
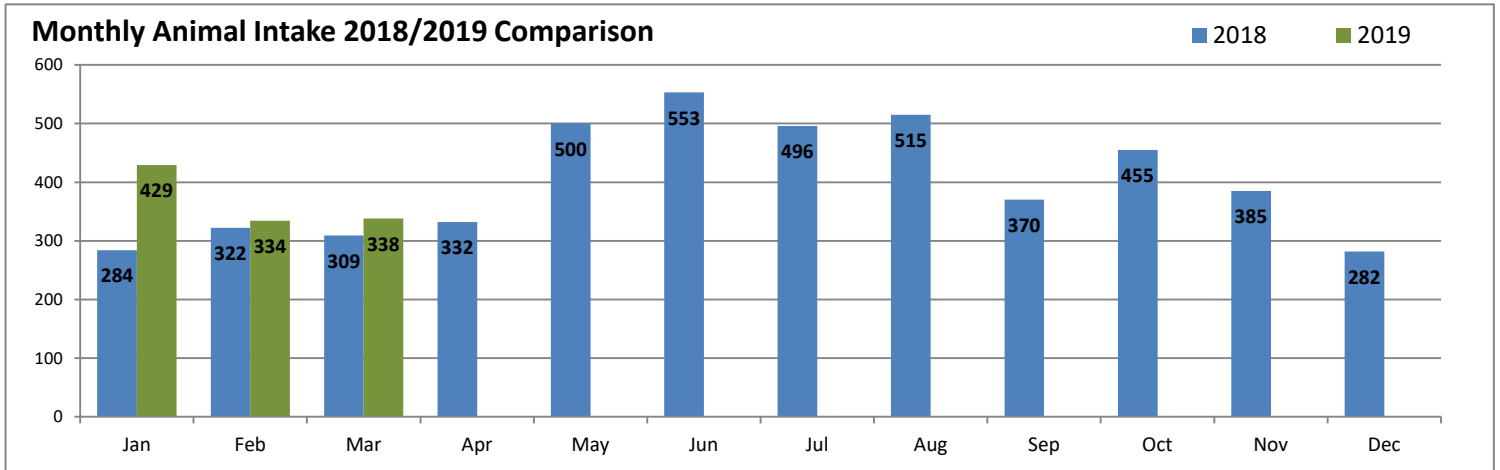
Positive Outcomes



Burlington Animal Services

Statistical Report- March 2019

Activity Comparison Statistics



Burlington Animal Services

Statistical Report- March 2019

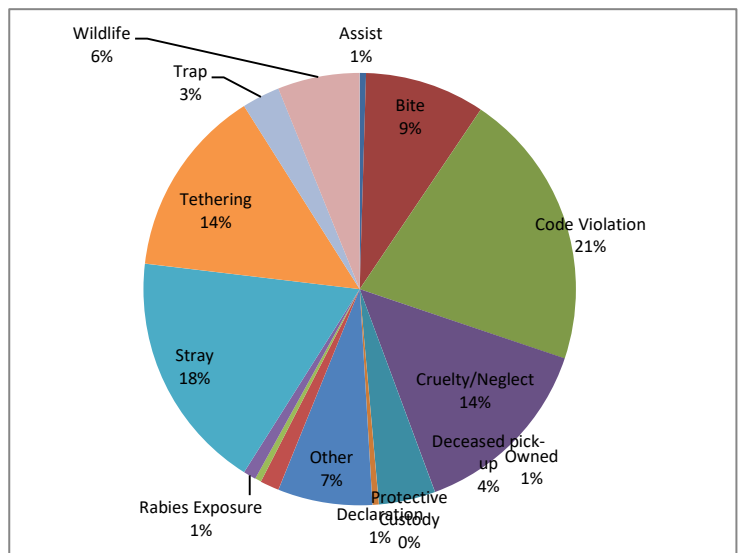
Field Services

activities related to assisting other agencies such as police or fire, and providing assistance to the public for animal related matters in the field	Assist	1
field activities involving animal bites	Bite	19
field activities related to complaints of code violations involving barking, nuisance, abandoned pets, fowl, over the limit of number of dogs etc	Code Violation	44
field activities involving complaints/ investigations of cruelty and/or neglect	Cruelty/Neglect	30
pick-up and removal of deceased animals	Deceased pick-up	9
field activities involving § 67-4 and § 130A-200- dangerous and vicious dogs	Declaration	1
field activities not included in the other categories such as court, special events etc	Other	15
activities related to field pick up of surrendered animals; notice for recovery of owned animal at shelter	Owned	3
field activities involving temporary custody of owned animals	Protective Custody	1
field activities involving potential rabies exposure to human or domestic animal	Rabies Exposure	2
field calls related to domestic animals at large	Stray	38
activities involving complaints related to tethering ordinance	Tethering	30
field activities related to trapping domestic animals	Trap	6
activities related to wildlife	Wildlife	13

Total 212

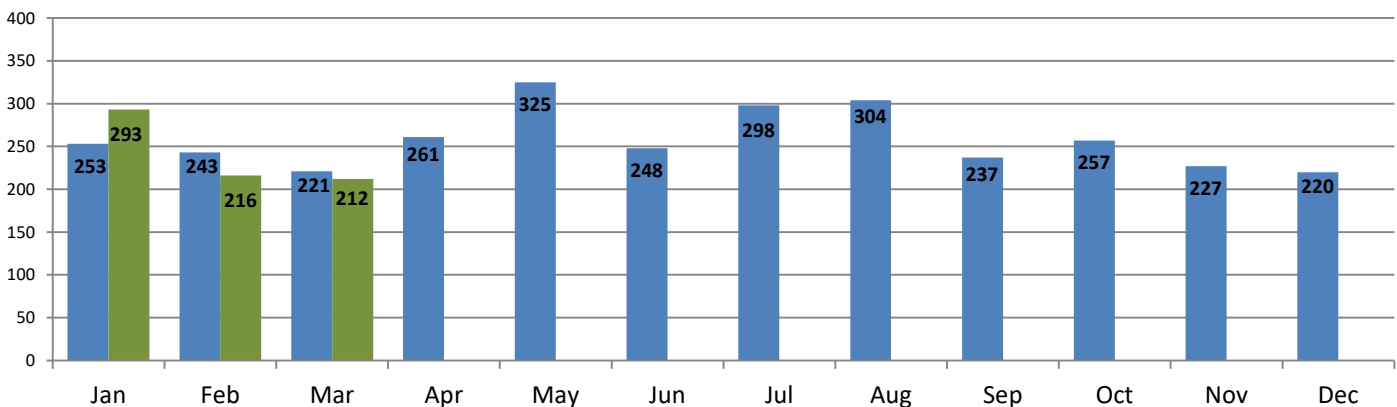
Average Field Service Responses per day:

6.8



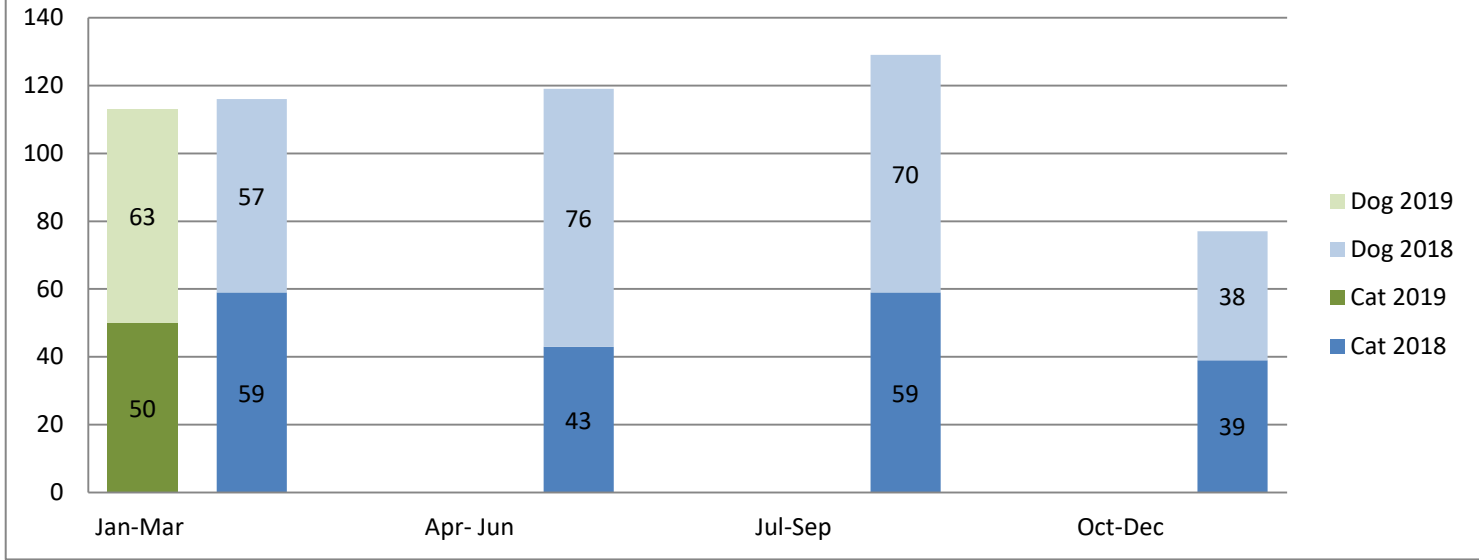
Monthly Field Services Responses 2018/ 2019

■ 2018 ■ 2019



Community Spay/Neuter

**Animal Kind/ \$20 FIX Program
Spay/Neuter Procedures**



Note: The Animal Kind \$20 FIX program offers sterilization services for pets belonging to Alamance County residents that meet maximum income requirements at a fee of \$20 or less.

**Spay & Neuter Clinic of Alamance County
Spay/neuter procedures performed**

