

Burlington Animal Services

Statistical Report- February 2019

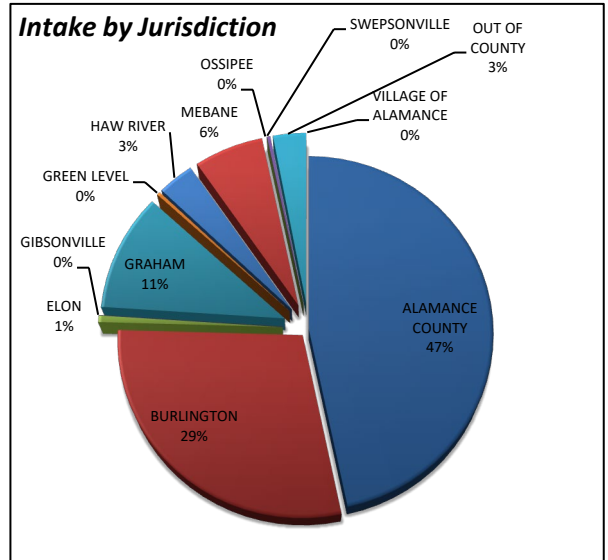
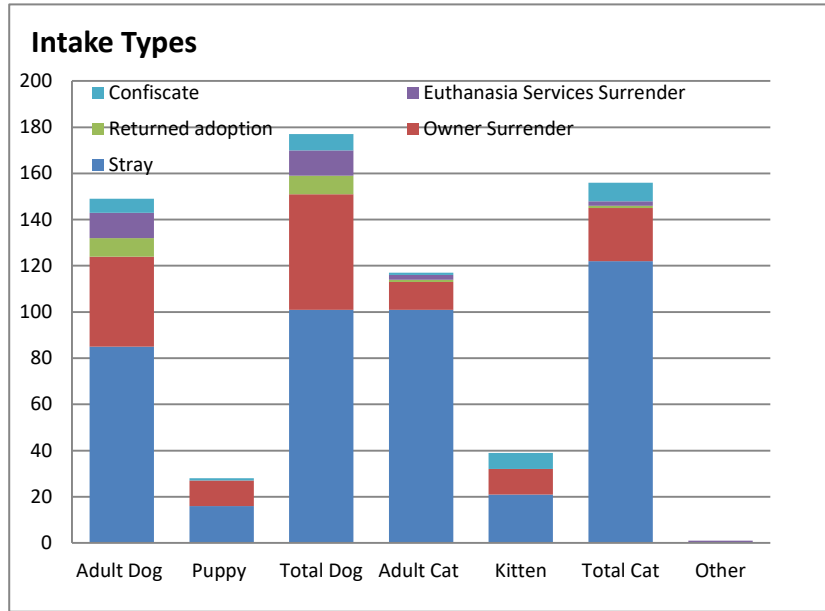
Animal Intakes

Intake Types

	Adult		Total	Adult		Total	Other	Total
	Doq	Puppy		Doq	Cat			
Stray	85	16	101	101	21	122	0	223
Owner Surrender	39	11	50	12	11	23	0	73
Returned adoption	8	0	8	1	0	1	0	9
Euthanasia Services Surrender	11	0	11	2	0	2	1	14
Confiscate	6	1	7	1	7	8	0	15
Total	149	28	177	117	39	156	1	334

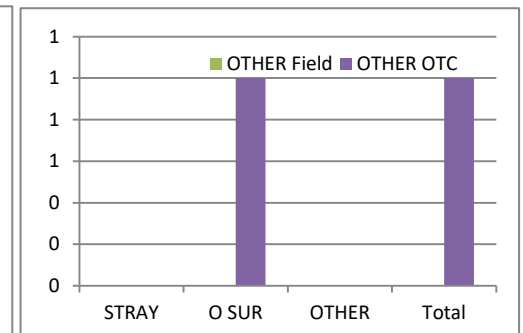
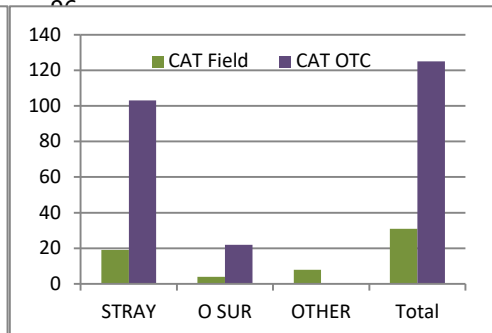
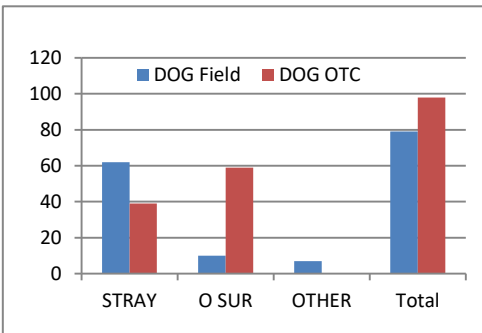
Intake Jurisdiction

Jurisdiction	Total	%
ALAMANCE COUNTY	156	47%
BURLINGTON	96	29%
ELON	2	1%
GIBSONVILLE	0	0%
GRAHAM	36	11%
GREEN LEVEL	1	0%
HAW RIVER	11	3%
MEBANE	21	6%
OSSIPEE	0	0%
SWEPSOONVILLE	1	0%
OUT OF COUNTY	10	3%
ALAMANCE	0	0%
Total	334	100%



STRAY O SUR OTHER Total

	Field	OTC	Total		
			STRAY	O SUR	
CAT	Field	4	19	8	31
	OTC	22	103	0	125
DOG	Field	10	62	7	79
	OTC	59	39	0	98
OTHER	Field	0	0	0	0
	OTC	1	0	0	1
Total			223	96	334



Burlington Animal Services

Statistical Report- February 2019

Animal Outcomes

	<u>Adult</u> <u>Dog</u>	<u>Puppy</u>	<u>Total</u> <u>Dog</u>	<u>Adult</u> <u>Cat</u>	<u>Kitten</u>	<u>Total</u> <u>Cat</u>	<u>Other</u>	<u>Total</u>	<u>%</u>
Total Live Release ⁽¹⁾	129	20	149	120	29	149	0	298	92%

(1) Calculated as follows: total positive outcomes/total outcomes


Total Outcomes

	<u>Adult</u> <u>Dog</u>	<u>Puppy</u>	<u>Total</u> <u>Dog</u>	<u>Adult</u> <u>Cat</u>	<u>Kitten</u>	<u>Total</u> <u>Cat</u>	<u>Other</u>	<u>Total</u>	<u>% of</u> <u>total</u>
Return to Owner (RTO)	39	1	40	0	0	0	0	40	12%
Adoption	82	19	101	120	29	149	0	250	77%
Rescue Transfer	8	0	8	0	0	0	0	8	2%
Shelter Euthanasia	5	1	6	0	1	1	0	7	2%
Euthanasia Services Surrender	11	0	11	2	0	2	1	14	4%
Died/ DOA	1	0	1	0	4	4	0	5	1.5%
Total	146	21	167	122	34	156	1	324	100%

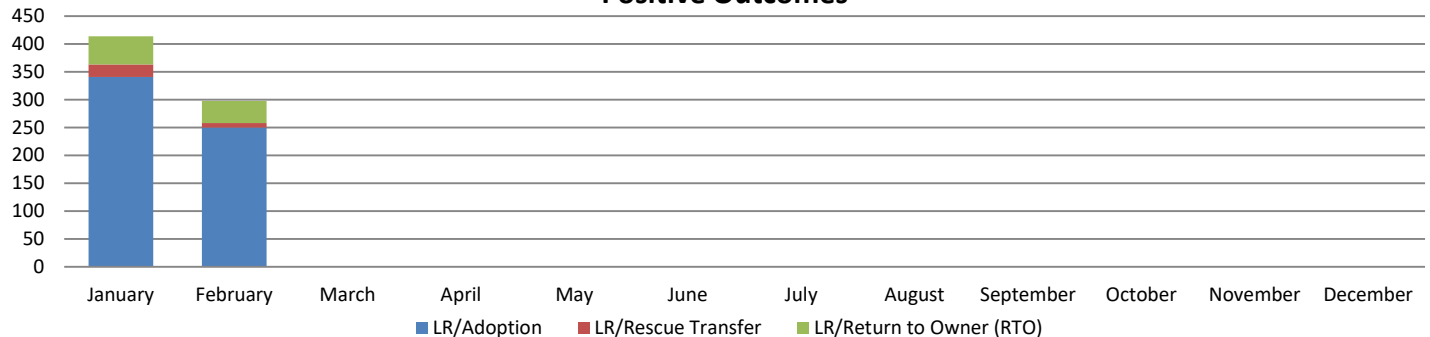
Shelter Euthanasia Reasons

	<u>Adult</u> <u>Dog</u>	<u>Puppy</u>	<u>Total</u> <u>Dog</u>	<u>Adult</u> <u>Cat</u>	<u>Kitten</u>	<u>Total</u> <u>Cat</u>	<u>Other</u>	<u>Total</u>	<u>%Euth</u>
Behavior	2	0	2	0	0	0	0	2	29%
Feral	0	0	0	0	0	0	0	0	0%
Medical	3	1	4	0	1	1	0	5	71%
Total	5	1	6	0	1	1	0	7	100%

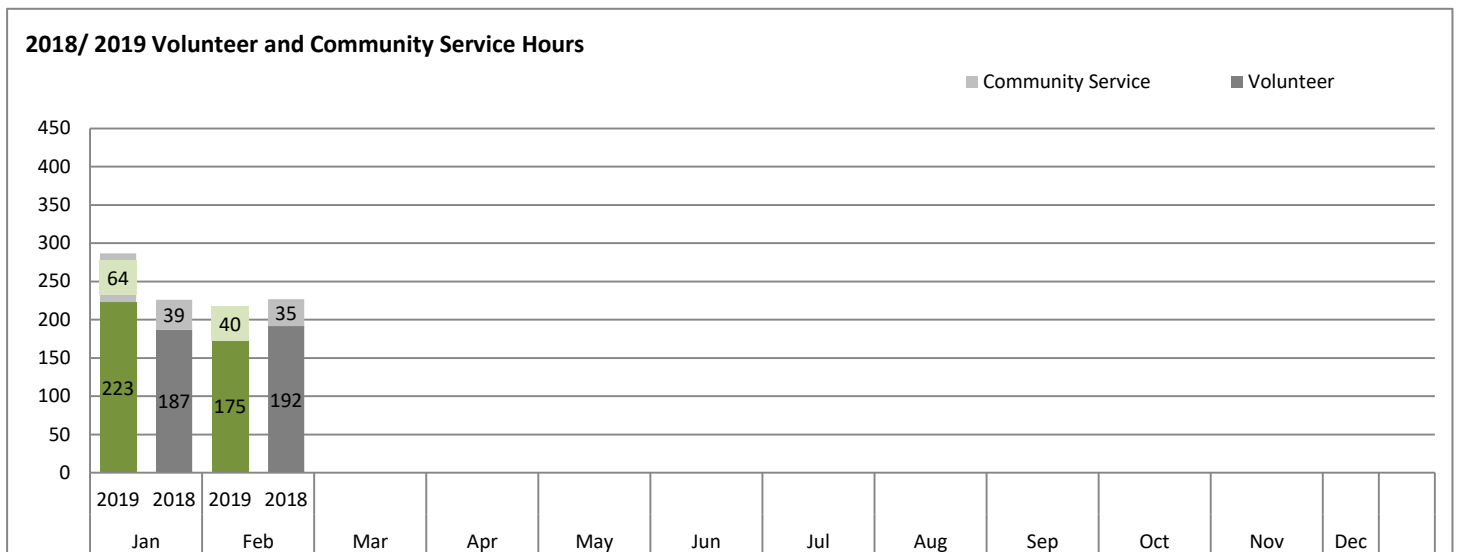
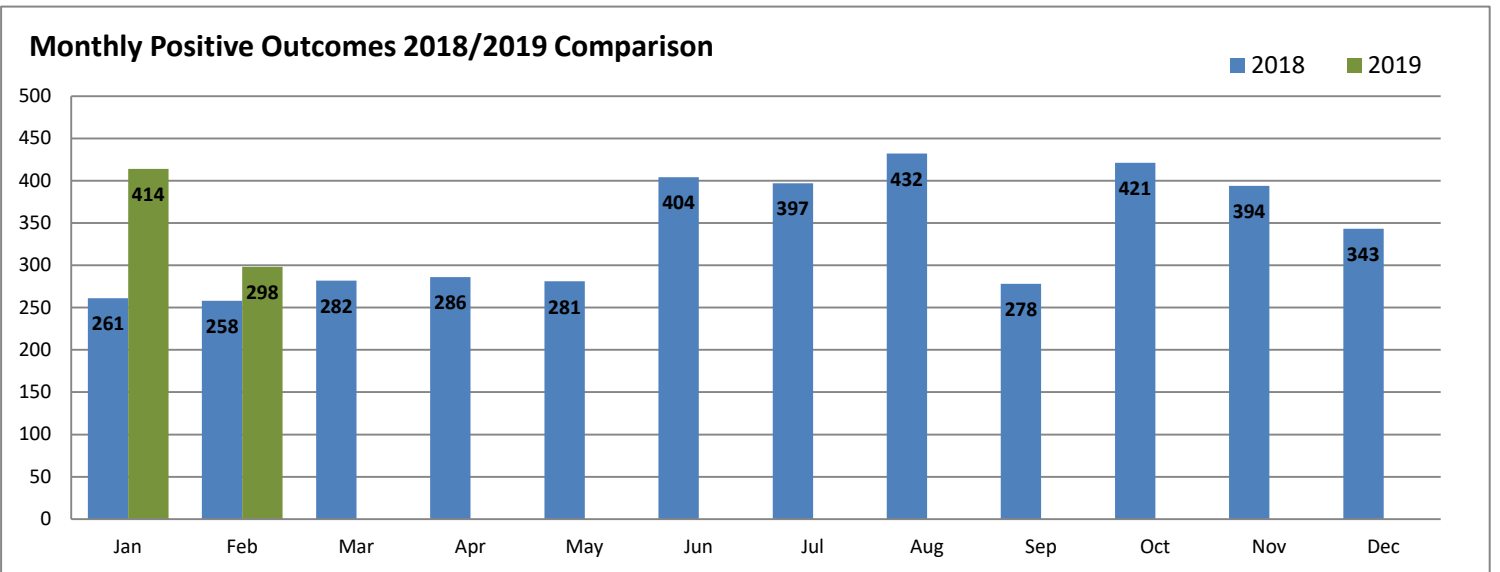
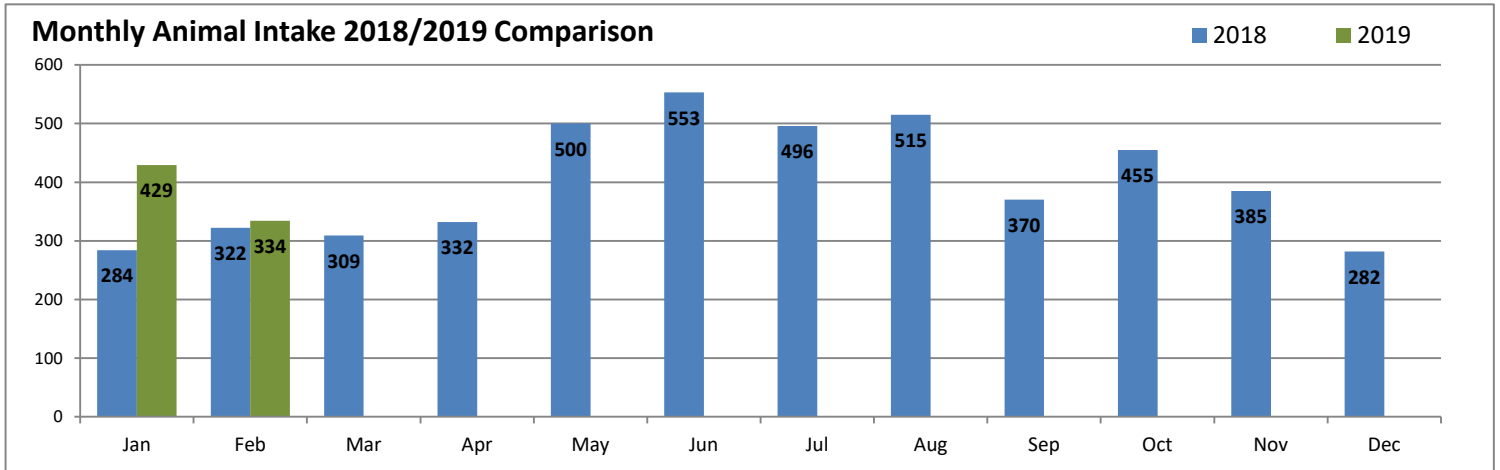
Shelter Euthanasia Reasons



Positive Outcomes



Activity Comparison Statistics



Burlington Animal Services

Statistical Report- February 2019

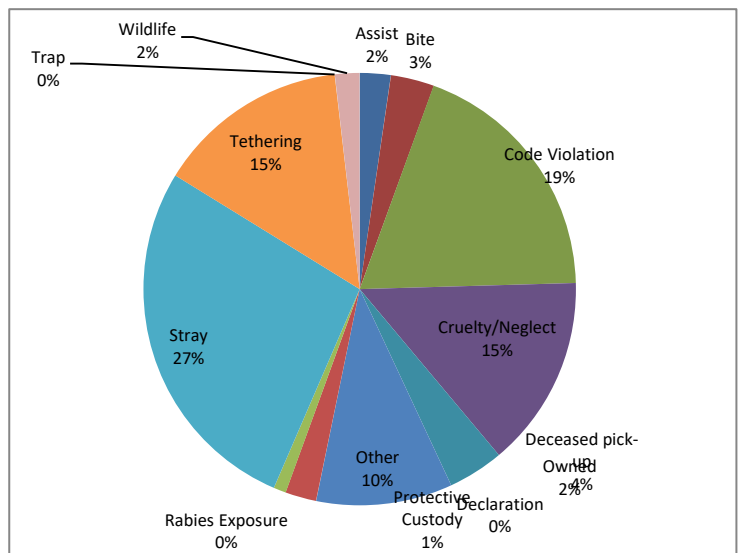
Field Services

activities related to assisting other agencies such as police or fire, and providing assistance to the public for animal related matters in the field	Assist	5
field activities involving animal bites	Bite	7
field activities related to complaints of code violations involving barking, nuisance, abandoned pets, fowl, over the limit of number of dogs etc	Code Violation	41
field activities involving complaints/ investigations of cruelty and/or neglect	Cruelty/Neglect	31
pick-up and removal of deceased animals	Deceased pick-up	9
field activities involving § 67-4 and § 130A-200- dangerous and vicious dogs	Declaration	0
field activities not included in the other categories such as court, special events etc	Other	22
activities related to field pick up of surrendered animals; notice for recovery of owned animal at shelter	Owned	5
field activities involving temporary custody of owned animals	Protective Custody	2
field activities involving potential rabies exposure to human or domestic animal	Rabies Exposure	0
field calls related to domestic animals at large	Stray	59
activities involving complaints related to tethering ordinance	Tethering	31
field activities related to trapping domestic animals	Trap	0
activities related to wildlife	Wildlife	4

Total 216

Average Field Service Responses per day:

7.7



Monthly Field Services Responses 2018/ 2019

■ 2018 ■ 2019

