

Burlington Animal Services

Statistical Report- January 2019

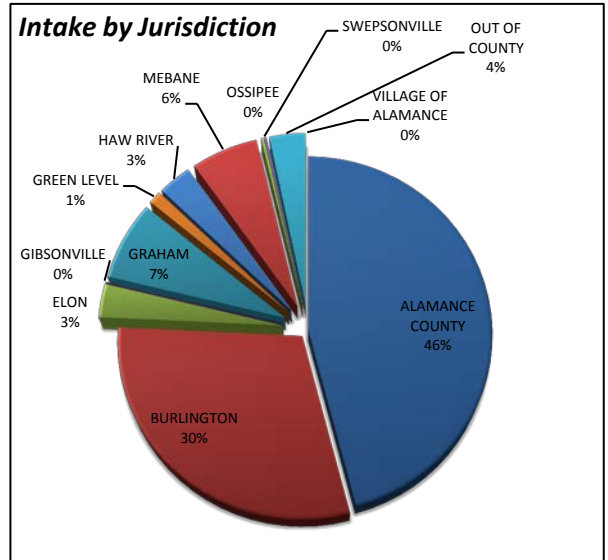
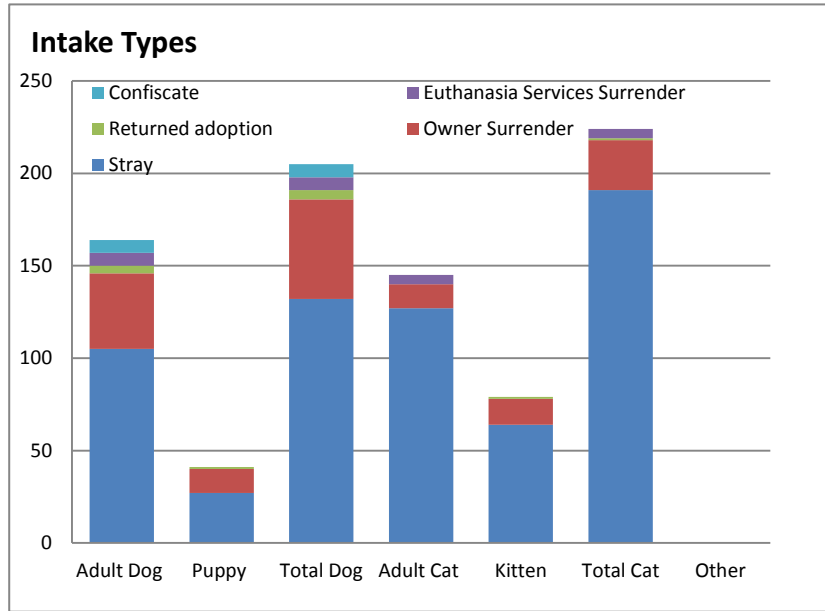
Animal Intakes

Intake Types

	Adult		Total	Adult		Total	Other	Total
	Doq	Puppy		Doq	Cat			
Stray	105	27	132	127	64	191	0	323
Owner Surrender	41	13	54	13	14	27	0	81
Returned adoption	4	1	5	0	1	1	0	6
Euthanasia Services Surrender	7	0	7	5	0	5	0	12
Confiscate	7	0	7	0	0	0	0	7
Total	164	41	205	145	79	224	0	429


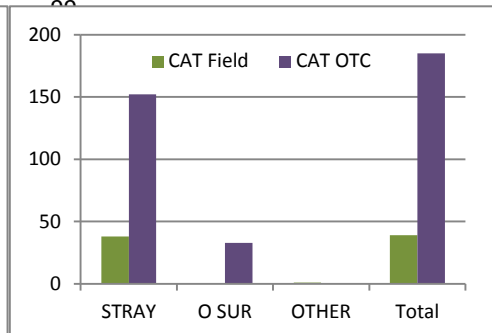
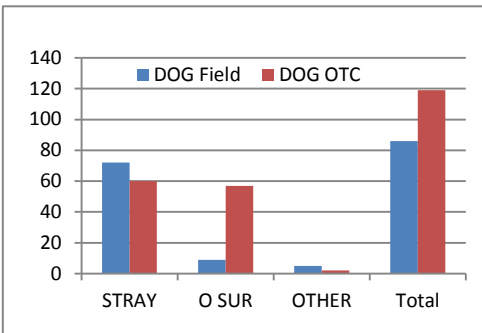
Intake Jurisdiction

Jurisdiction	Total	%
ALAMANCE COUNTY	197	46%
BURLINGTON	128	30%
ELON	13	3%
GIBSONVILLE	0	0%
GRAHAM	31	7%
GREEN LEVEL	5	1%
HAW RIVER	13	3%
MEBANE	26	6%
OSSIPEE	1	0%
SWEPSOONVILLE	1	0%
OUT OF COUNTY	14	3%
ALAMANCE	0	0%
Total	429	100%



STRAY O SUR OTHER Total

	Field	O SUR		OTHER	Total
		Field	OTC		
CAT	38	0	1	39	
	152	33		185	
DOG	72	9	5	86	
	60	57	2	119	
OTHER	0	0	0	0	
	0	0	0	0	
Total		322	0	8	330



Burlington Animal Services

Statistical Report- January 2019

Animal Outcomes

	<u>Adult</u>		<u>Total</u>	<u>Adult</u>			<u>Total</u>		<u>%</u>
	<u>Doq</u>	<u>Puppy</u>	<u>Doq</u>	<u>Cat</u>	<u>Kitten</u>	<u>Cat</u>	<u>Other</u>		
Total Live Release ⁽¹⁾	147	34	181	155	76	231	2	414	94%

(1) Calculated as follows: total positive outcomes/total outcomes


Total Outcomes

	<u>Adult</u>		<u>Total</u>	<u>Adult</u>			<u>Total</u>		<u>% of total</u>
	<u>Doq</u>	<u>Puppy</u>	<u>Doq</u>	<u>Cat</u>	<u>Kitten</u>	<u>Cat</u>	<u>Other</u>		
Return to Owner (RTO)	48	0	48	3	0	3	0	51	12%
Adoption	88	28	116	149	75	224	1	341	78%
Rescue Transfer	11	6	17	3	1	4	1	22	5%
Shelter Euthanasia	2	0	2	7	0	7	1	10	2%
Euthanasia Services Surrender	7	0	7	5	0	5	0	12	3%
Died/ DOA	0	1	1	2	0	2	0	3	0.7%
Total	156	35	191	169	76	245	3	439	100%

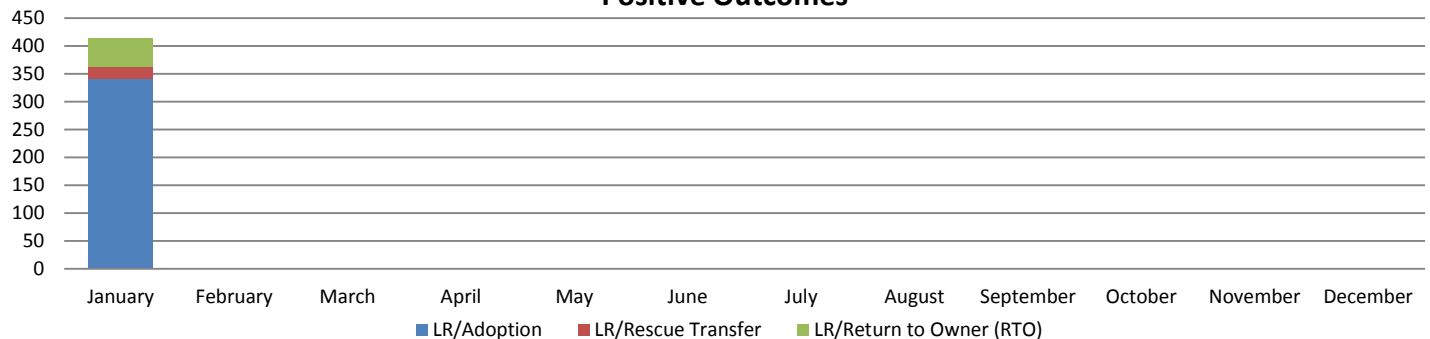
Shelter Euthanasia Reasons

	<u>Adult</u>		<u>Total</u>	<u>Adult</u>			<u>Total</u>		<u>%Euth</u>
	<u>Doq</u>	<u>Puppy</u>	<u>Doq</u>	<u>Cat</u>	<u>Kitten</u>	<u>Cat</u>	<u>Other</u>		
Behavior	1	0	1	0	0	0	0	1	100%
Feral	0	0	0	0	0	0	0	0	0%
Medical	0	0	0	0	0	0	0	0	0%
Total	1	0	1	0	0	0	0	1	100%

Shelter Euthanasia Reasons



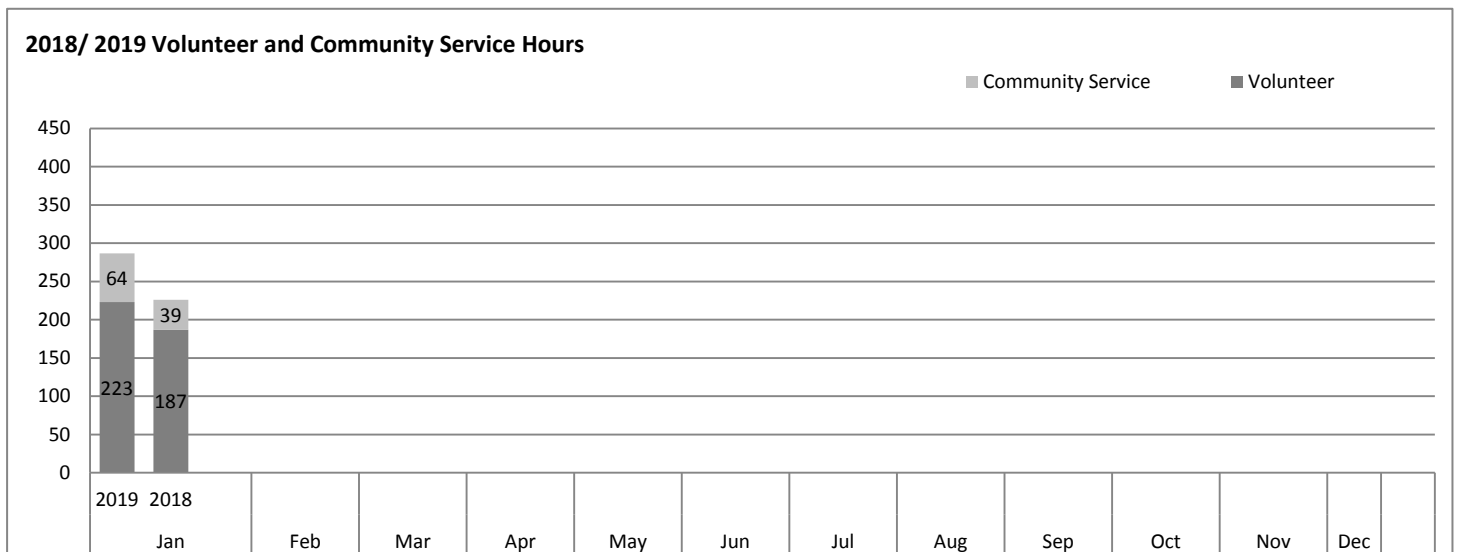
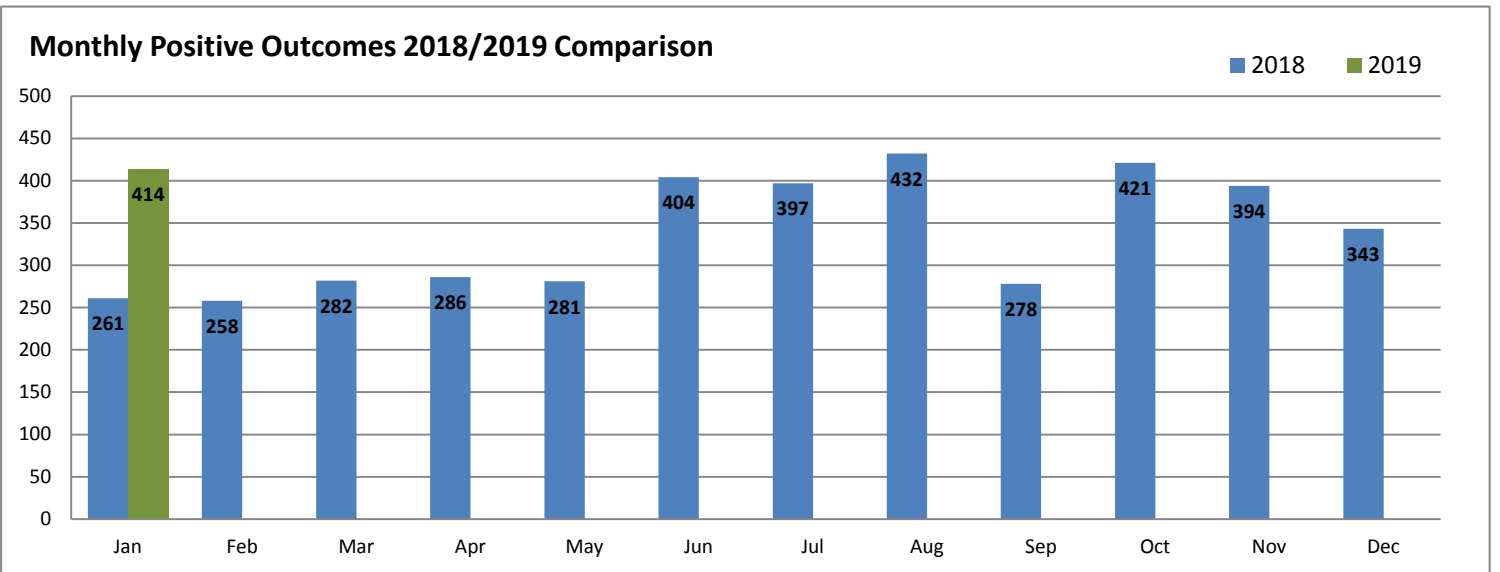
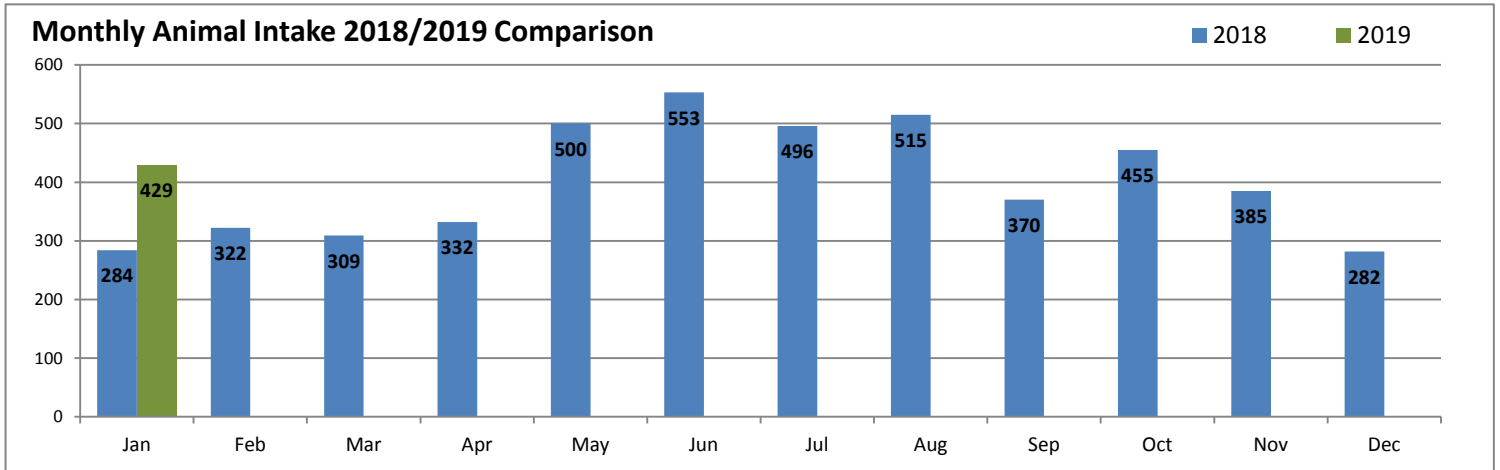
Positive Outcomes



Burlington Animal Services

Statistical Report- January 2019

Activity Comparison Statistics



Burlington Animal Services

Statistical Report- January 2019

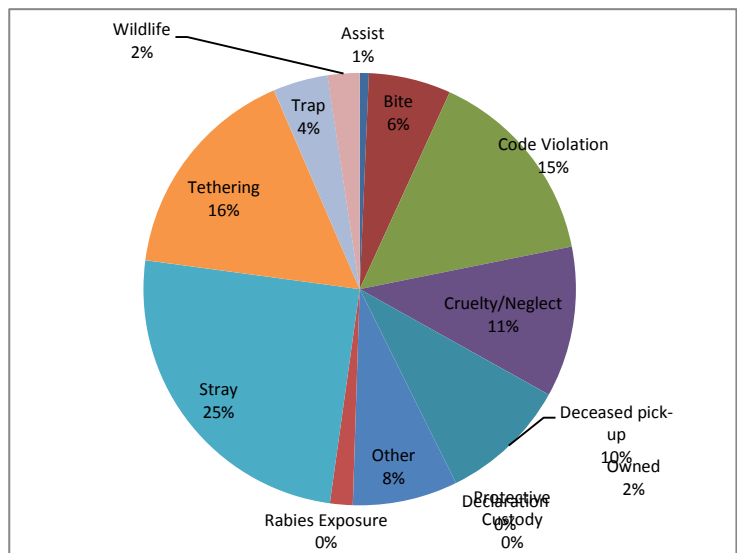
Field Services

activities related to assisting other agencies such as police or fire, and providing assistance to the public for animal related matters in the field	Assist	2
field activities involving animal bites	Bite	18
field activities related to complaints of code violations involving barking, nuisance, abandoned pets, fowl, over the limit of number of dogs etc	Code Violation	44
field activities involving complaints/ investigations of cruelty and/or neglect	Cruelty/Neglect	33
pick-up and removal of deceased animals	Deceased pick-up	28
field activities involving § 67-4 and § 130A-200- dangerous and vicious dogs	Declaration	0
field activities not included in the other categories such as court, special events etc	Other	23
activities related to field pick up of surrendered animals; notice for recovery of owned animal at shelter	Owned	5
field activities involving temporary custody of owned animals	Protective Custody	0
field activities involving potential rabies exposure to human or domestic animal	Rabies Exposure	0
field calls related to domestic animals at large	Stray	73
activities involving complaints related to tethering ordinance	Tethering	48
field activities related to trapping domestic animals	Trap	12
activities related to wildlife	Wildlife	7

Total 293

Average Field Service Responses per day:

9.5



Monthly Field Services Responses 2018/ 2019

