

Burlington Animal Services

Statistical Report- November 2018

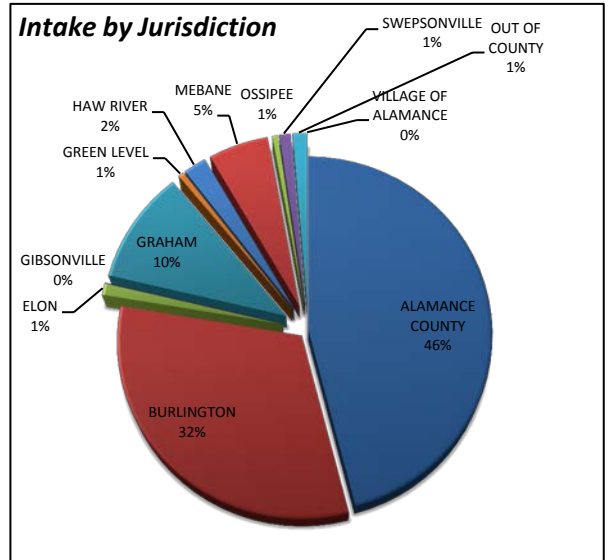
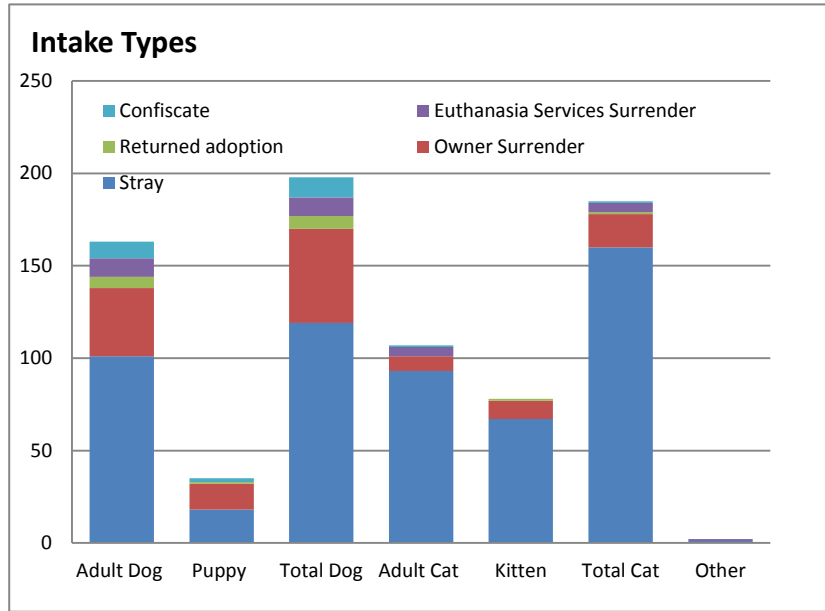
Animal Intakes

Intake Types

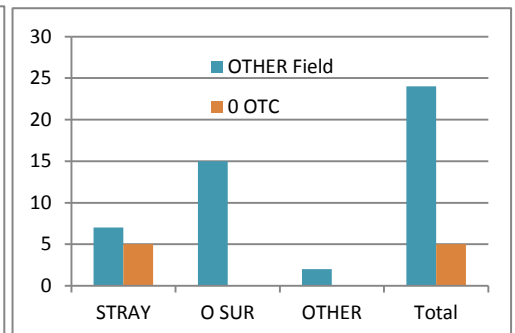
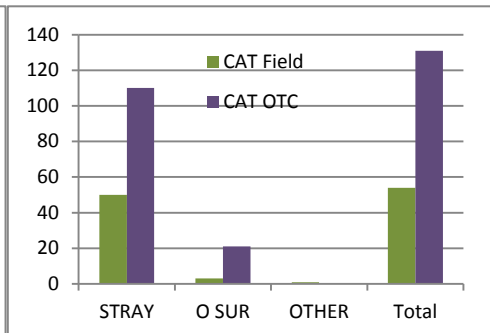
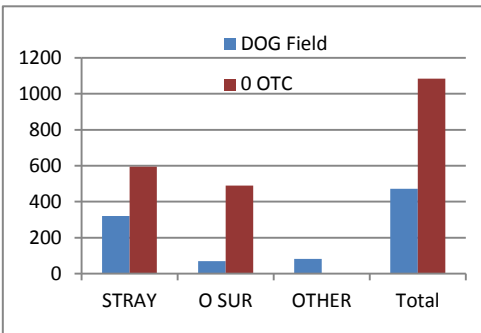
	<u>Adult</u>		<u>Total</u>		<u>Adult</u>		<u>Total</u>		<u>Total</u>
	<u>Doq</u>	<u>Puppy</u>	<u>Doq</u>	<u>Cat</u>	<u>Kitten</u>	<u>Cat</u>	<u>Other</u>		
Stray	101	18	119	93	67	160	1	280	
Owner Surrender	37	14	51	8	10	18	0	69	
Returned adoption	6	1	7	0	1	1	0	8	
Euthanasia Services Surrender	10	0	10	5	0	5	1	16	
Confiscate	9	2	11	1	0	1	0	12	
Total	163	35	198	107	78	185	2	385	

Intake Jurisdiction

<u>Jurisdiction</u>	<u>Total</u>	<u>%</u>
ALAMANCE COUNTY	177	46%
BURLINGTON	122	32%
ELON	4	1%
GIBSONVILLE	0	0%
GRAHAM	40	10%
GREEN LEVEL	2	1%
HAW RIVER	8	2%
MEBANE	21	5%
OSSIPEE	2	1%
SWEPSONVILLE	4	1%
OUT OF COUNTY	5	1%
ALAMANCE	0	0%
Total	385	100%



		STRAY	O SUR	OTHER	Total
CAT	Field	50	3	1	54
	OTC	110	21	0	131
DOG	Field	58	17	11	86
	OTC	61	51	0	112
OTHER	Field	1	0	0	1
	OTC	0	1	0	1
Total		280	93	12	385



Burlington Animal Services

Statistical Report- November 2018

Animal Outcomes

	<u>Adult</u>		<u>Total</u>	<u>Adult</u>			<u>Total</u>			<u>%</u>
	<u>Doq</u>	<u>Puppy</u>	<u>Doq</u>	<u>Cat</u>	<u>Kitten</u>	<u>Cat</u>	<u>Other</u>	<u>Total</u>		
Total Live Release ⁽¹⁾	139	19	158	107	128	235	1	394	96%	

(1) Does not include animals that were surrendered for euthanasia and animals that arrive dead or died in custody.

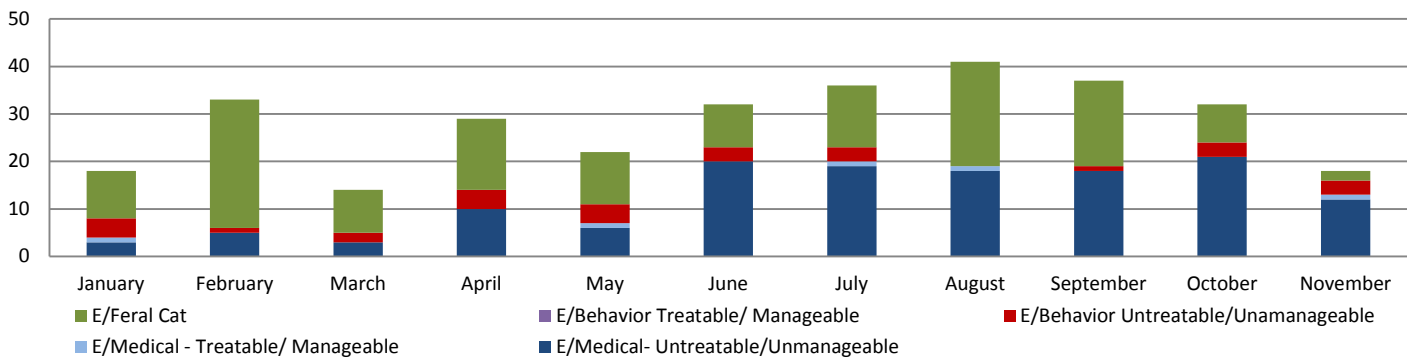
Total Outcomes

	<u>Adult</u>		<u>Total</u>	<u>Adult</u>			<u>Total</u>			<u>% of total</u>
	<u>Doq</u>	<u>Puppy</u>	<u>Doq</u>	<u>Cat</u>	<u>Kitten</u>	<u>Cat</u>	<u>Other</u>	<u>Total</u>		
Return to Owner (RTO)	37	1	38	4	0	4	1	43	10%	
Adoption	92	15	107	103	125	228	0	335	77%	
Rescue Transfer	10	3	13	0	3	3	0	16	4%	
Shelter Euthanasia	4	0	4	6	6	12	2	18	4%	
Euthanasia Services Surrender	10	0	10	5	0	5	1	16	4%	
Died/ DOA	0	0	0	3	3	6	0	6	1.4%	
Total	153	19	172	121	137	258	4	434	100%	

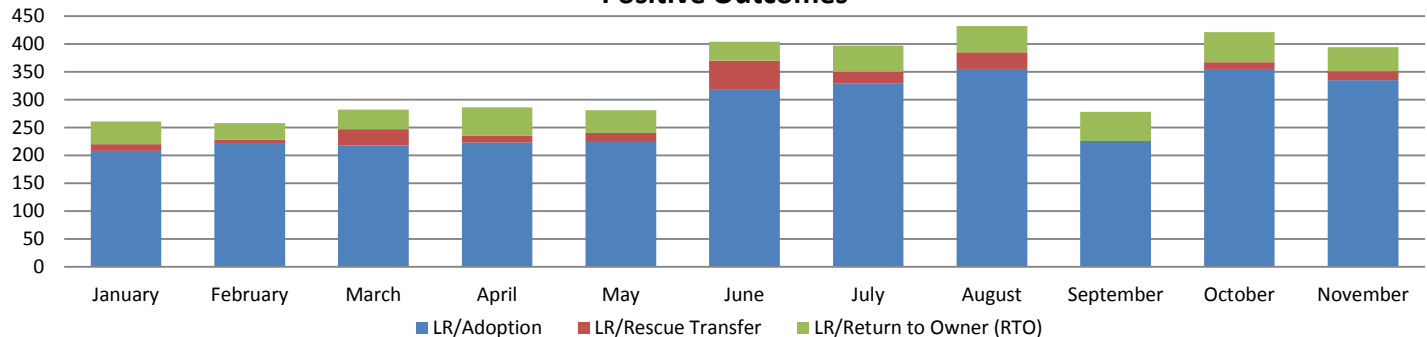
Shelter Euthanasia Reasons

	<u>Adult</u>		<u>Total</u>	<u>Adult</u>			<u>Total</u>			<u>%Euth</u>
	<u>Doq</u>	<u>Puppy</u>	<u>Doq</u>	<u>Cat</u>	<u>Kitten</u>	<u>Cat</u>	<u>Other</u>	<u>Total</u>		
Behavior	4	0	4	0	0	0	0	4	22%	
Feral	0	0	0	1	1	2	0	2	11%	
Medical	0	0	0	5	5	10	2	12	67%	
Total	4	0	4	6	6	12	2	18	100%	

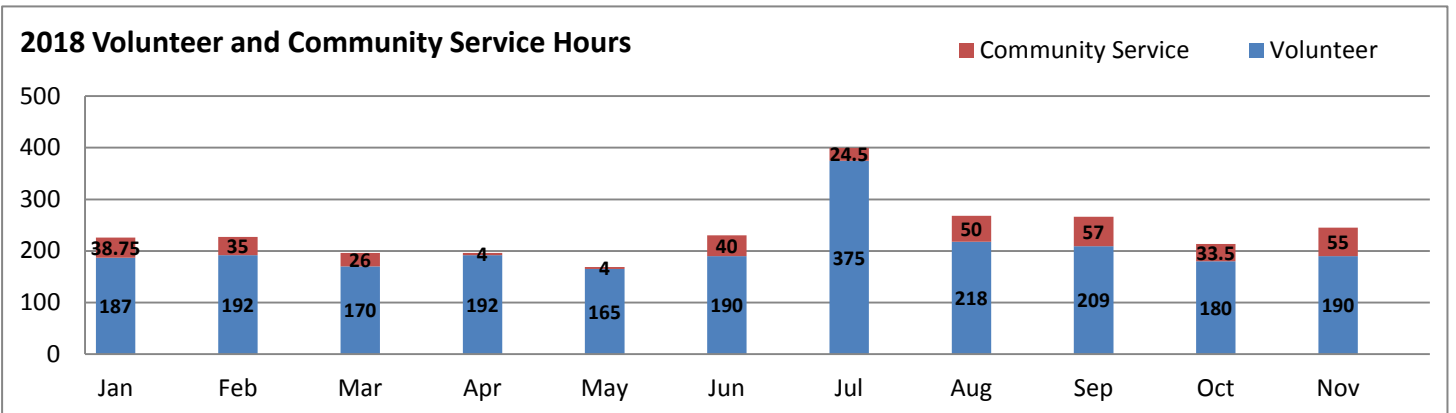
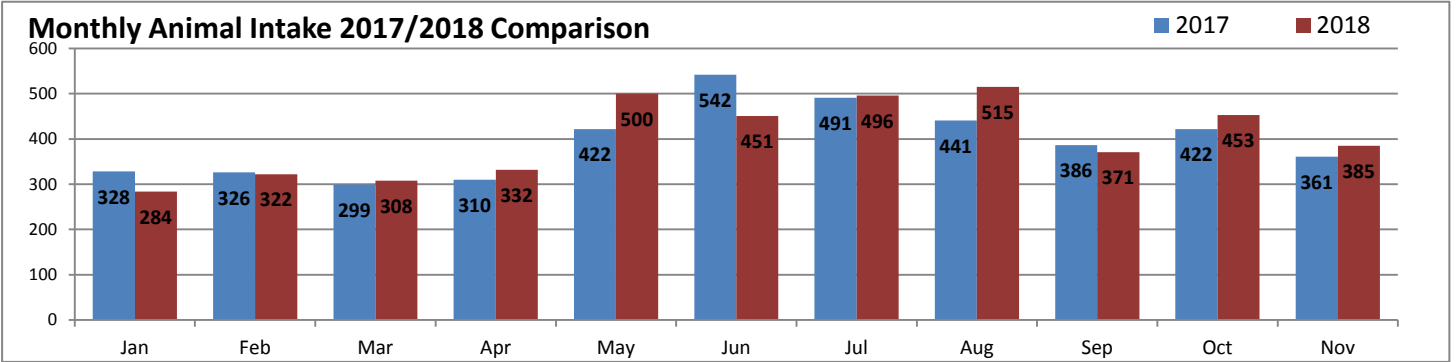
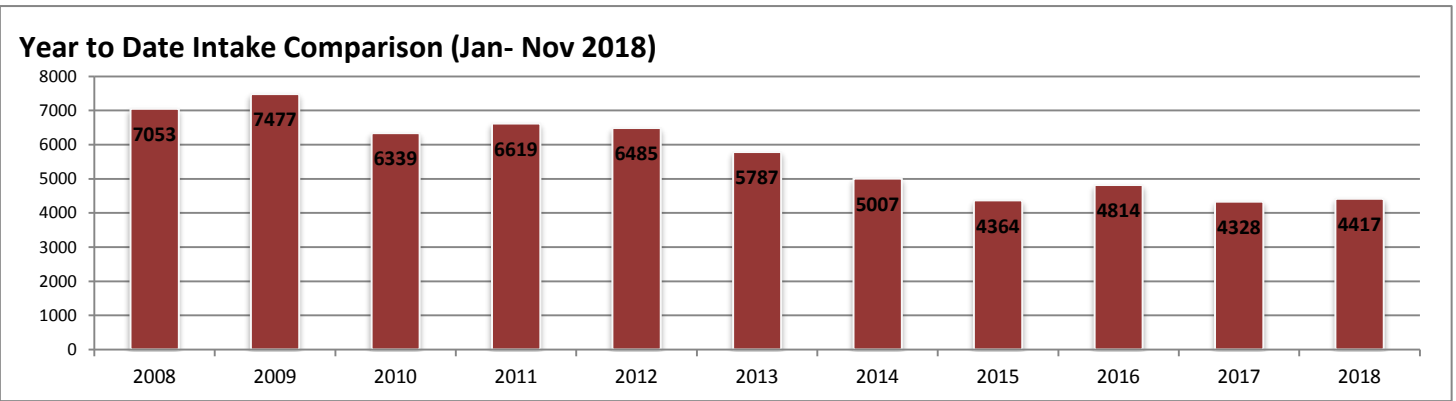
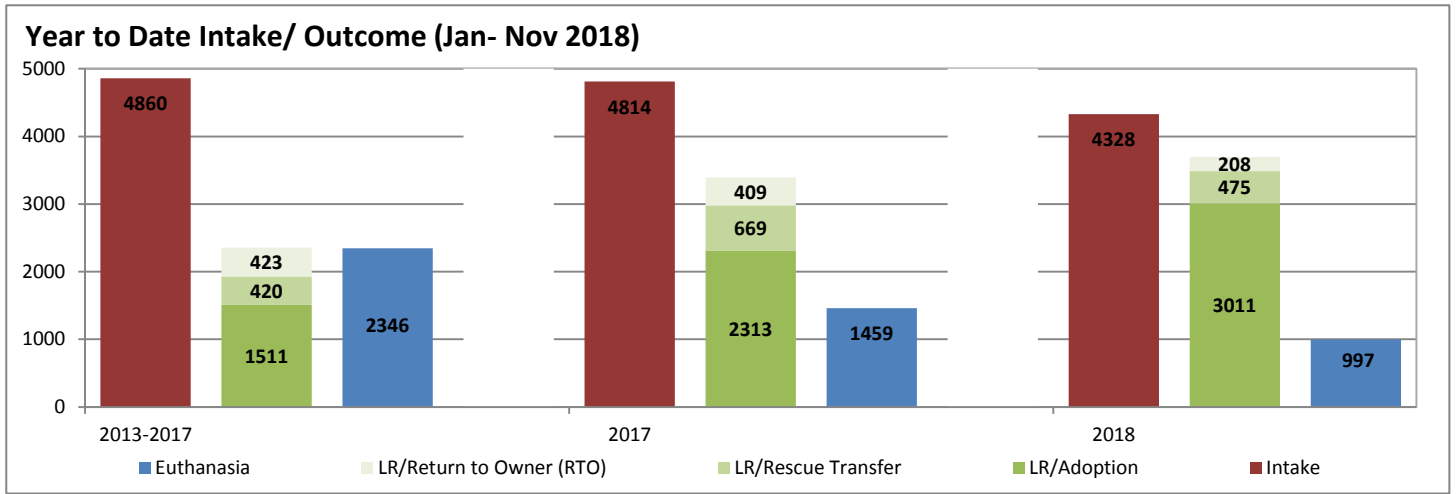
Shelter Euthanasia Reasons



Positive Outcomes



Activity Comparison Statistics



Burlington Animal Services

Statistical Report- November 2018

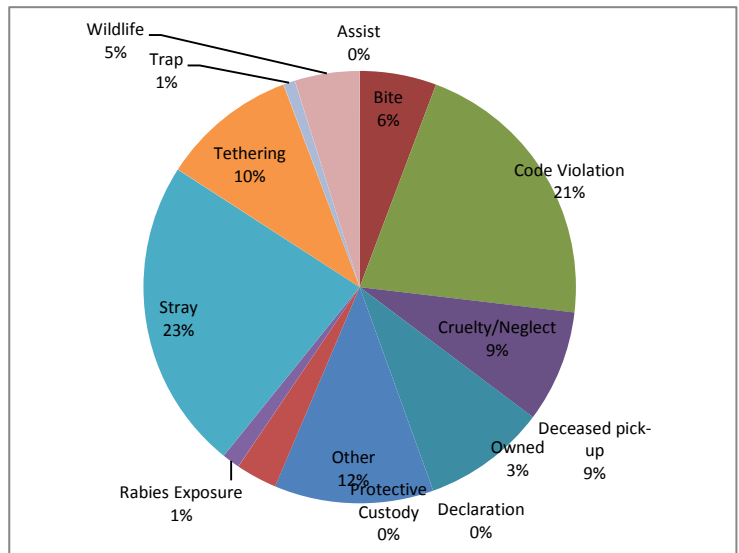
Field Services

activities related to assisting other agencies such as police or fire, and providing assistance to the public for animal related matters in the field	Assist	0
field activities involving animal bites	Bite	13
field activities related to complaints of code violations involving barking, nuisance, abandoned pets, fowl, over the limit of number of dogs etc	Code Violation	48
field activities involving complaints/ investigations of cruelty and/or neglect	Cruelty/Neglect	19
pick-up and removal of deceased animals	Deceased pick-up	21
field activities involving § 67-4 and § 130A-200- dangerous and vicious dogs	Declaration	0
field activities not included in the other categories such as court, special events etc	Other	27
activities related to field pick up of surrendered animals; notice for recovery of owned animal at shelter	Owned	7
field activities involving temporary custody of owned animals	Protective Custody	0
field activities involving potential rabies exposure to human or domestic animal	Rabies Exposure	3
field calls related to domestic animals at large	Stray	53
activities involving complaints related to tethering ordinance	Tethering	23
field activities related to trapping domestic animals	Trap	2
activities related to wildlife	Wildlife	11

Total 227

Average Field Service Responses per day:

7.6



Monthly Field Services Responses 2017/ 2018

■ 2017 ■ 2018

