

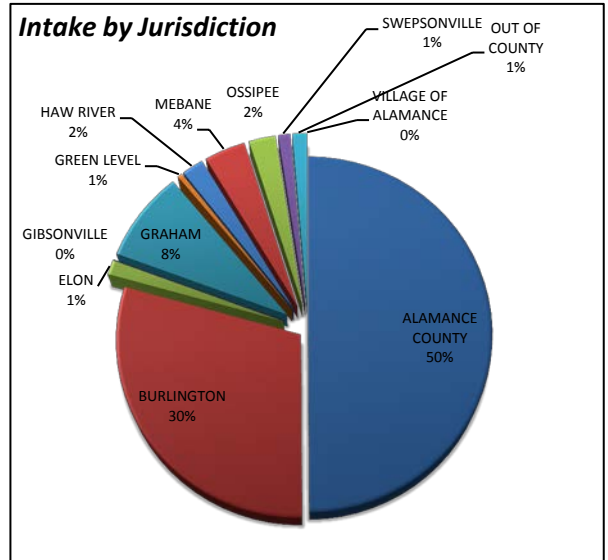
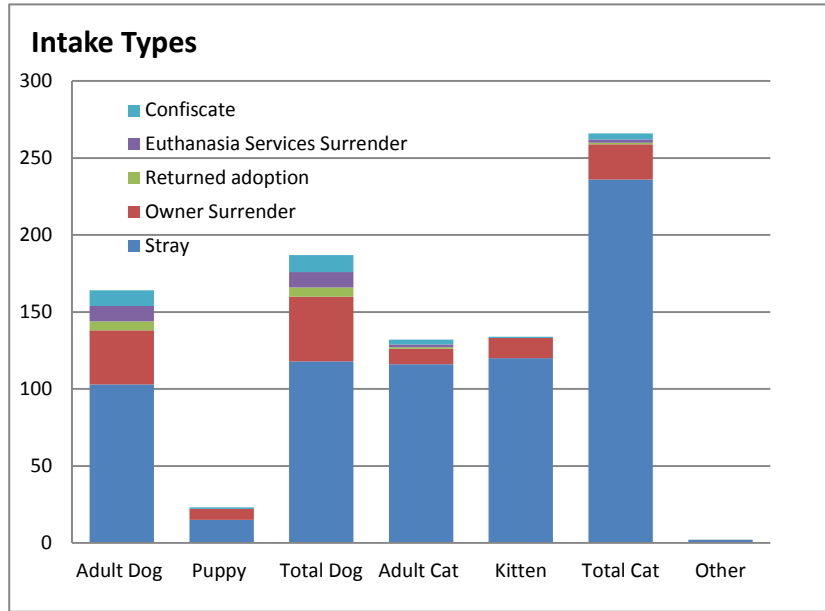
Animal Intakes

Intake Types

	<u>Adult</u>		<u>Total</u>	<u>Adult</u>		<u>Total</u>	<u>Other</u>	<u>Total</u>
	<u>Doq</u>	<u>Puppy</u>		<u>Doq</u>	<u>Cat</u>			
Stray	103	15	118	116	120	236	2	356
Owner Surrender	35	7	42	10	13	23	0	65
Returned adoption	6	0	6	1	0	1	0	7
Euthanasia Services Surrender	10	0	10	2	0	2	0	12
Confiscate	10	1	11	3	1	4	0	15
Total	164	23	187	132	134	266	2	455

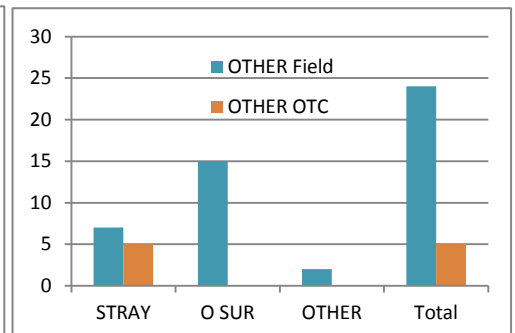
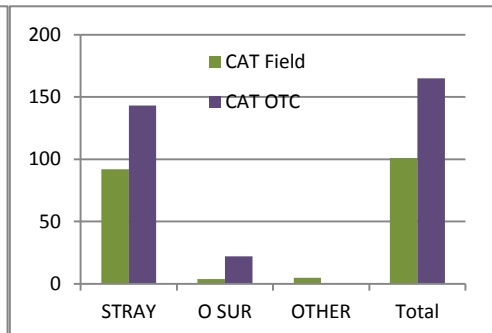
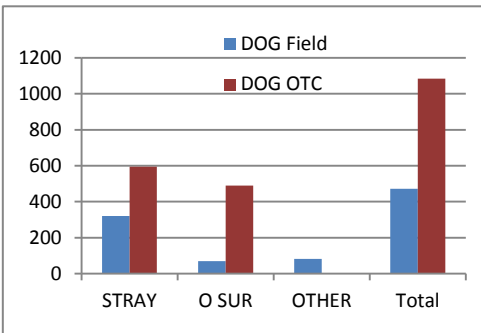
Intake Jurisdiction

<u>Jurisdiction</u>	<u>Total</u>	<u>%</u>
ALAMANCE COUNTY	227	50%
BURLINGTON	134	29%
ELON	6	1%
GIBSONVILLE	0	0%
GRAHAM	38	8%
GREEN LEVEL	2	0%
HAW RIVER	9	2%
MEBANE	17	4%
OSSIPEE	11	2%
SWEPSONVILLE	5	1%
OUT OF COUNTY	6	1%
ALAMANCE	0	0%
Total	455	100%



STRAY O SUR OTHER Total

	<u>Field</u>	<u>OTC</u>	<u>Total</u>	
				CAT
	143	22	0	165
DOG	61	9	12	82
	57	48	0	105
OTHER	1	0	0	1
	1	0	0	1
Total	355	83	17	455



Burlington Animal Services

Statistical Report- October 2018

Animal Outcomes

	Adult		Total	Adult			Total		%
	Doq	Puppy	Doq	Cat	Kitten	Cat	Other		
Total Live Release ⁽¹⁾	149	15	164	107	147	254	3	421	95%

(1) Does not include animals that were surrendered for euthanasia and animals that arrive dead or died in custody.

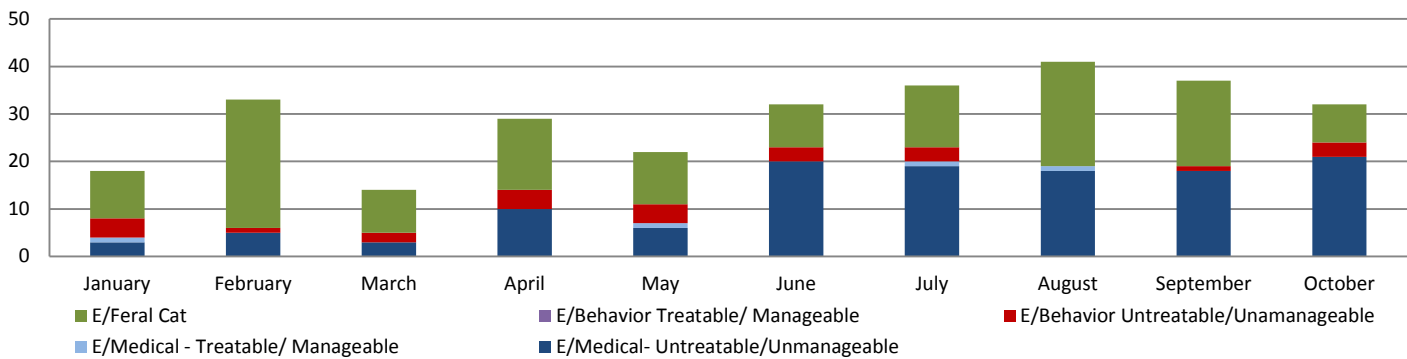
Total Outcomes

	Adult		Total	Adult			Total		% of total
	Doq	Puppy	Doq	Cat	Kitten	Cat	Other		
Return to Owner (RTO)	45	0	45	7	1	8	1	54	12%
Adoption	95	15	110	97	146	243	2	355	77%
Rescue Transfer	9	0	9	3	0	3	0	12	3%
Shelter Euthanasia	4	1	5	12	3	15	0	20	4%
Euthanasia Services Surrender	10	0	10	2	0	2	0	12	3%
Died/ DOA	1	0	1	2	8	10	0	11	2.4%
Total	164	16	180	123	158	281	3	464	100%

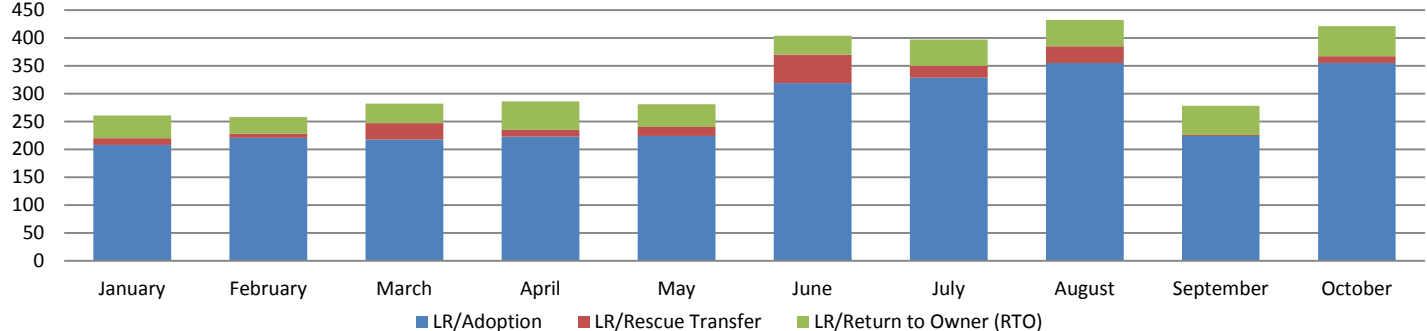
Shelter Euthanasia Reasons

	Adult		Total	Adult			Total		%Euth
	Doq	Puppy	Doq	Cat	Kitten	Cat	Other		
Behavior	3	0	3	0	0	0	0	3	15%
Feral	0	0	0	8	0	8	0	8	40%
Medical	1	1	2	4	3	7	0	9	45%
Total	4	1	5	12	3	15	0	20	100%

Shelter Euthanasia Reasons



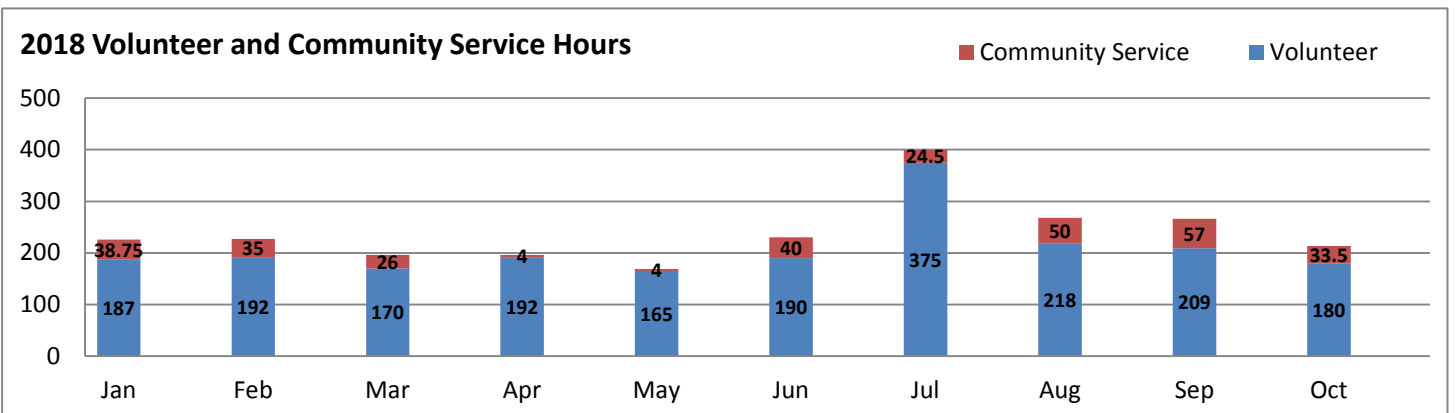
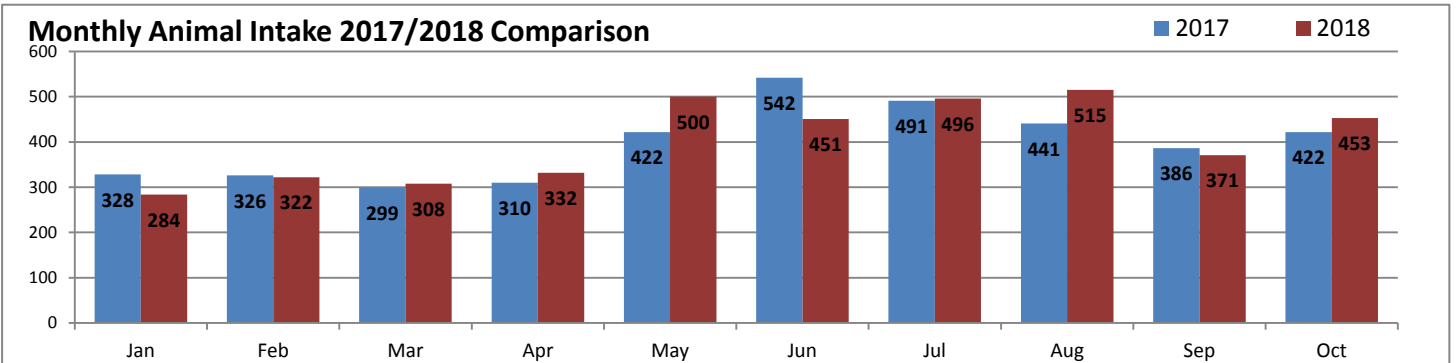
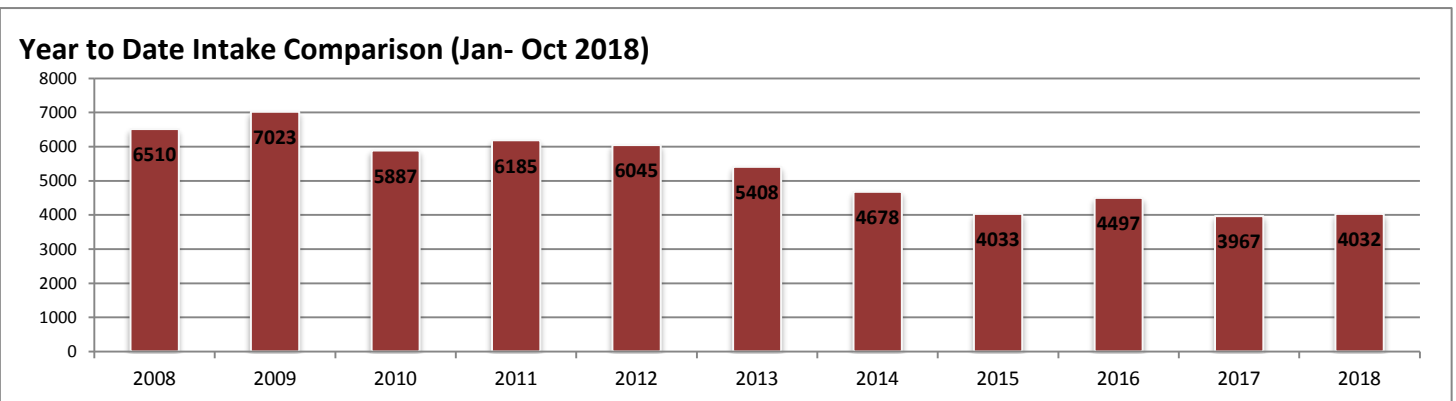
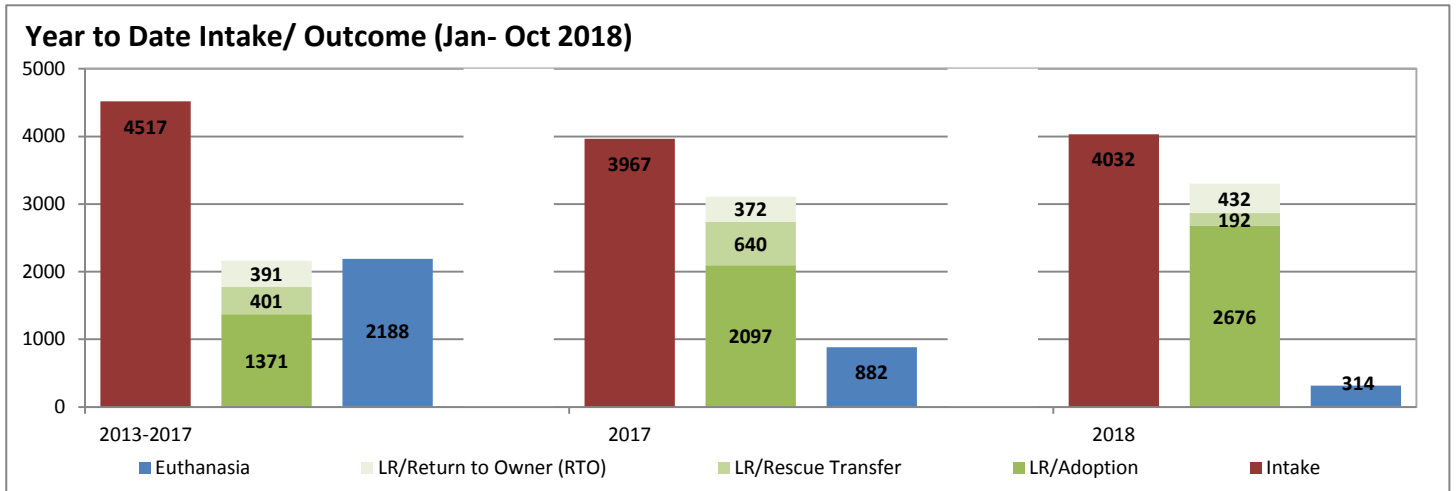
Positive Outcomes



Burlington Animal Services

Statistical Report- October 2018

Activity Comparison Statistics



Burlington Animal Services

Statistical Report- October 2018

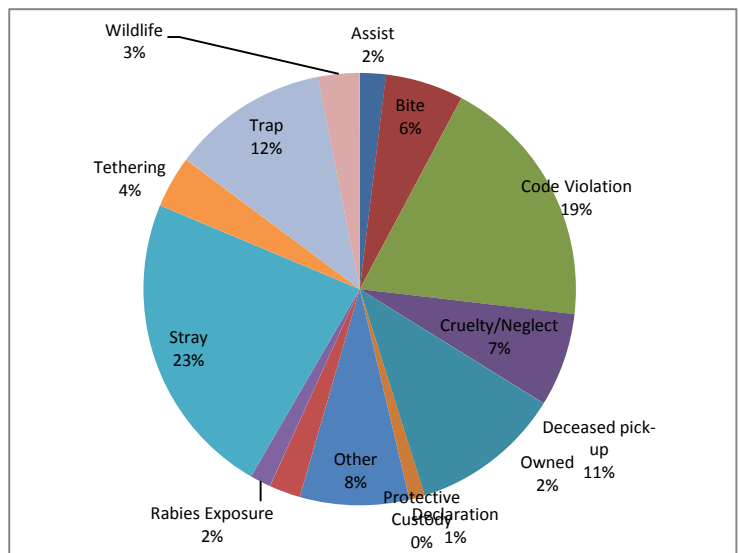
Field Services

activities related to assisting other agencies such as police or fire, and providing assistance to the public for animal related matters in the field	Assist	5
field activities involving animal bites	Bite	15
field activities related to complaints of code violations involving barking, nuisance, abandoned pets, fowl, over the limit of number of dogs etc	Code Violation	49
field activities involving complaints/ investigations of cruelty and/or neglect	Cruelty/Neglect	18
pick-up and removal of deceased animals	Deceased pick-up	29
field activities involving § 67-4 and § 130A-200- dangerous and vicious dogs	Declaration	3
field activities not included in the other categories such as court, special events etc	Other	21
activities related to field pick up of surrendered animals; notice for recovery of owned animal at shelter	Owned	6
field activities involving temporary custody of owned animals	Protective Custody	0
field activities involving potential rabies exposure to human or domestic animal	Rabies Exposure	4
field calls related to domestic animals at large	Stray	59
activities involving complaints related to tethering ordinance	Tethering	10
field activities related to trapping domestic animals	Trap	30
activities related to wildlife	Wildlife	8

Total 257

Average Field Service Responses per day:

8.3



Monthly Field Services Responses 2017/ 2018

■ 2017 ■ 2018

