

Burlington Animal Services

Statistical Report- September 2018

Animal Intakes

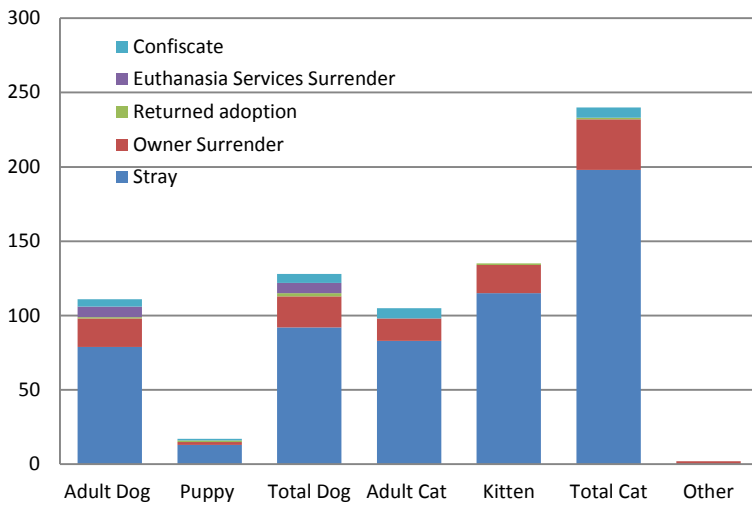
Intake Types

	<u>Adult</u>		<u>Total</u>		<u>Adult</u>		<u>Total</u>	
	<u>Doq</u>	<u>Puppy</u>	<u>Doq</u>	<u>Cat</u>	<u>Kitten</u>	<u>Cat</u>	<u>Other</u>	<u>Total</u>
Stray	79	13	92	83	115	198	0	290
Owner Surrender	19	2	21	15	19	34	2	57
Returned adoption	1	1	2	0	1	1	0	3
Euthanasia Services Surrender	7	0	7	0	0	0	0	7
Confiscate	5	1	6	7	0	7	0	13
Total	111	17	128	105	135	240	2	370

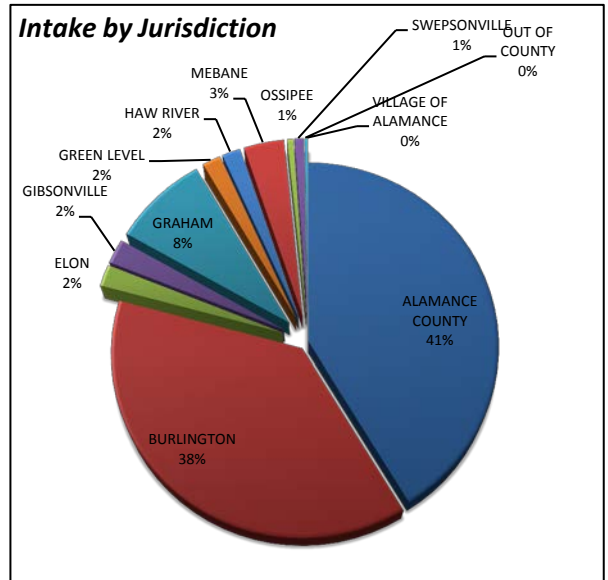
Intake Jurisdiction

<u>Jurisdiction</u>	<u>Total</u>	<u>%</u>
COUNTY	153	41%
BURLINGTON	140	38%
ELON	7	2%
GIBSONVILLE	8	2%
GRAHAM	31	8%
GREEN LEVEL	6	2%
HAW RIVER	6	2%
MEBANE	13	4%
OSSIPEE	2	1%
SWEPSONVILLE	3	1%
OUT OF COUNTY	1	0%
ALAMANCE	0	0%
Total	370	100%

Intake Types

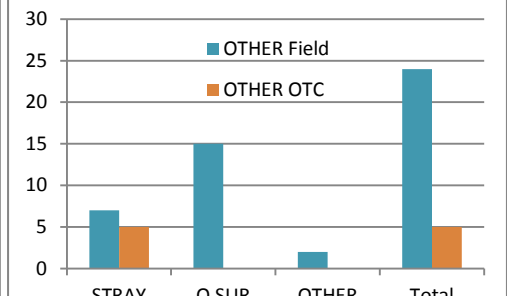
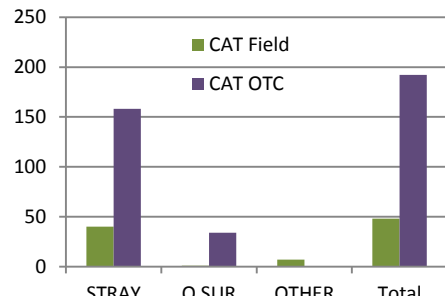
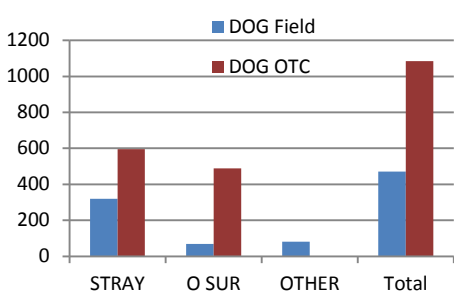


Intake by Jurisdiction



STRAY O SUR OTHER Total

	Field	O SUR	OTHER	Total
CAT	40	1	7	48
	158	34	0	192
DOG	23	4	6	33
	69	26	0	95
OTHER	0	0	0	0
	0	2	0	2
Total		290	67	370



Burlington Animal Services

Statistical Report- September 2018

Animal Outcomes

	<u>Adult</u>		<u>Total</u>	<u>Adult</u>			<u>Total</u>		<u>%</u>
	<u>Doq</u>	<u>Puppy</u>	<u>Doq</u>	<u>Cat</u>	<u>Kitten</u>	<u>Cat</u>	<u>Other</u>		
Total Live Release ⁽¹⁾	83	25	108	61	108	169	1	278	88%

(1) Does not include animals that were surrendered for euthanasia and animals that arrive dead or died in custody.

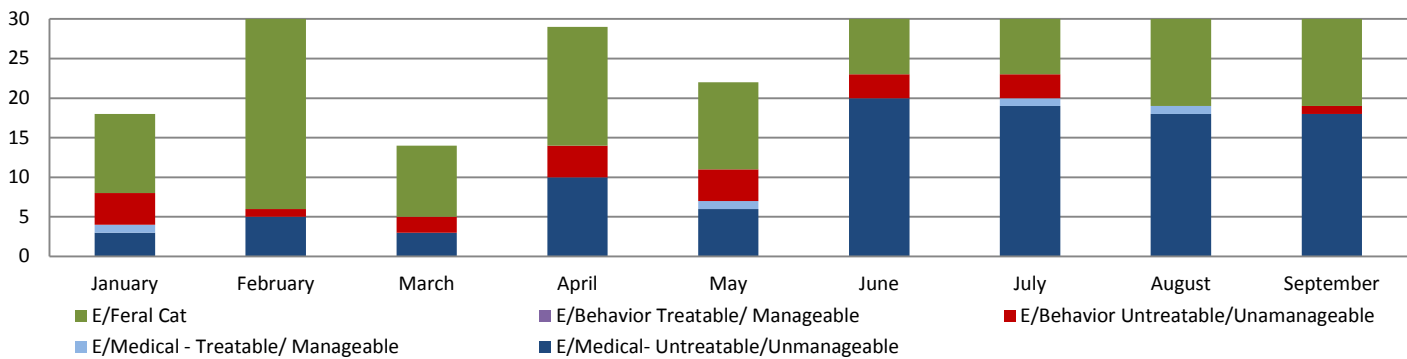
Total Outcomes

	<u>Adult</u>		<u>Total</u>	<u>Adult</u>			<u>Total</u>		<u>% of total</u>
	<u>Doq</u>	<u>Puppy</u>	<u>Doq</u>	<u>Cat</u>	<u>Kitten</u>	<u>Cat</u>	<u>Other</u>		
Return to Owner (RTO)	37	1	38	11	3	14	0	52	16%
Adoption	45	23	68	50	105	155	1	224	67%
Rescue Transfer	1	1	2	0	0	0	0	2	1%
Shelter Euthanasia	1	1	2	22	13	35	0	37	11%
Euthanasia Services Surrender	7	0	7	0	0	0	0	7	2%
Died/ DOA	1	0	1	1	8	9	0	10	3.0%
Total	92	26	118	84	129	213	1	332	100%

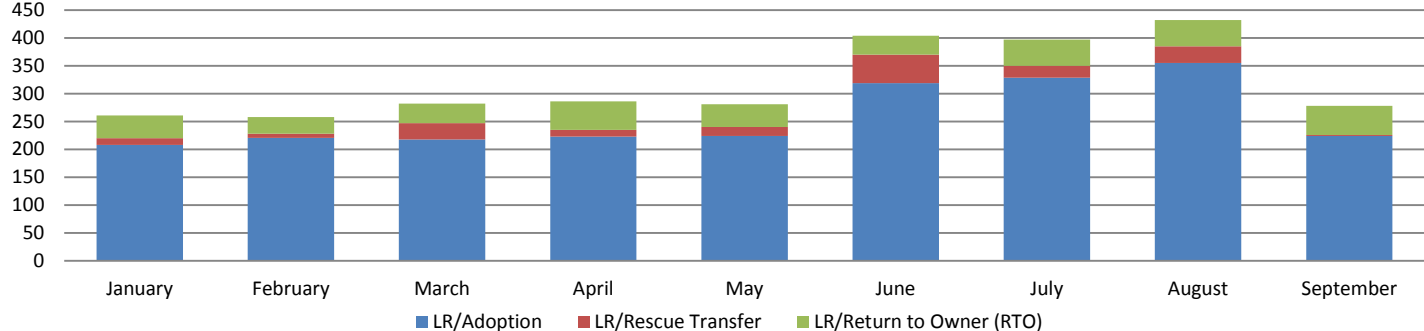
Shelter Euthanasia Reasons

	<u>Adult</u>		<u>Total</u>	<u>Adult</u>			<u>Total</u>		<u>%Euth</u>
	<u>Doq</u>	<u>Puppy</u>	<u>Doq</u>	<u>Cat</u>	<u>Kitten</u>	<u>Cat</u>	<u>Other</u>		
Behavior	1	0	1	0	0	0	0	1	3%
Feral	0	0	0	18	0	18	0	18	49%
Medical	0	1	1	4	13	17	0	18	49%
Total	1	1	2	22	13	35	0	37	100%

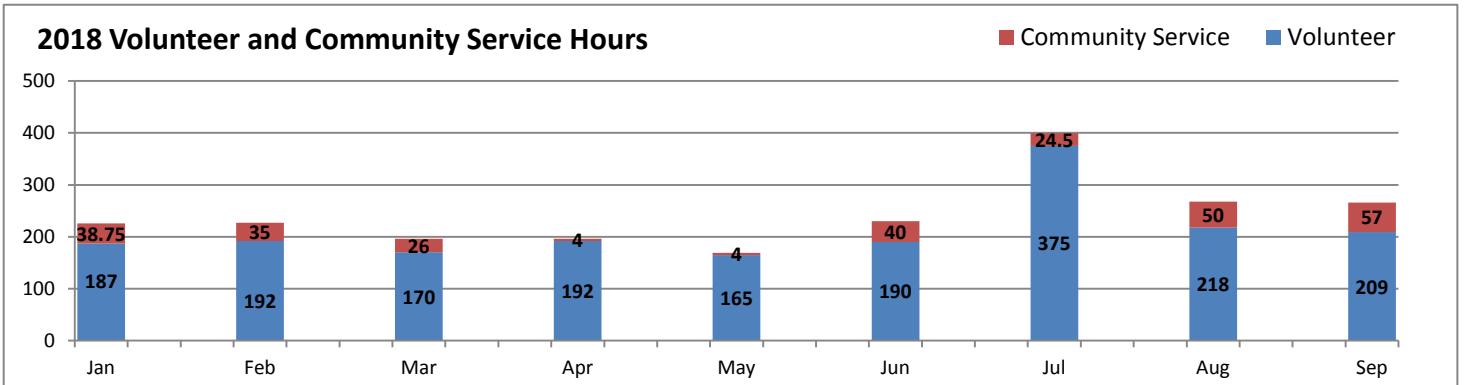
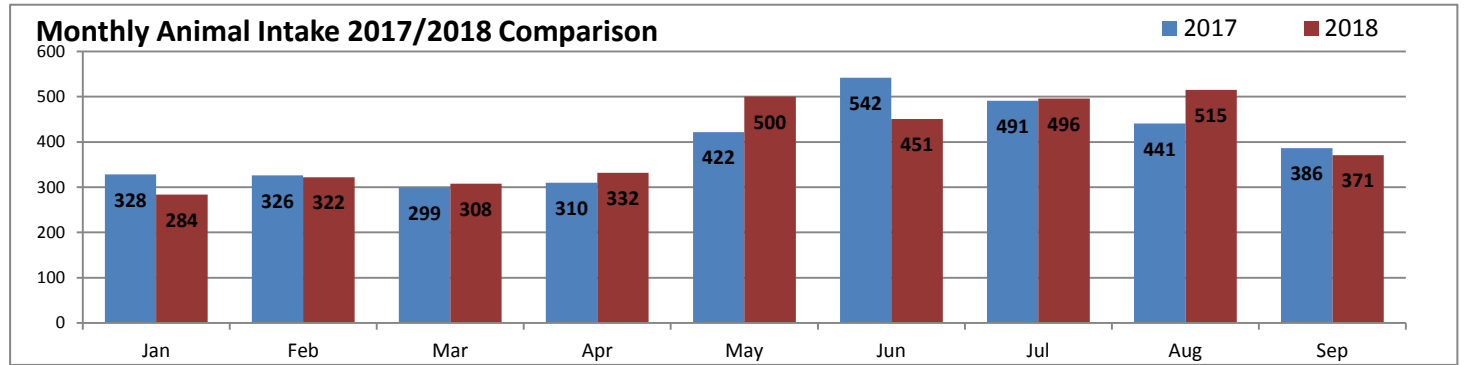
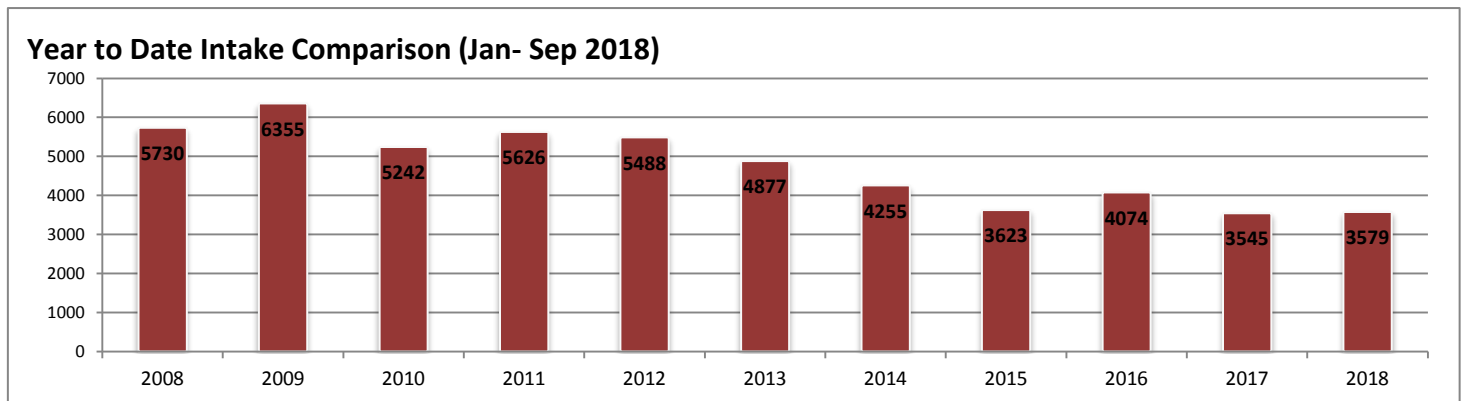
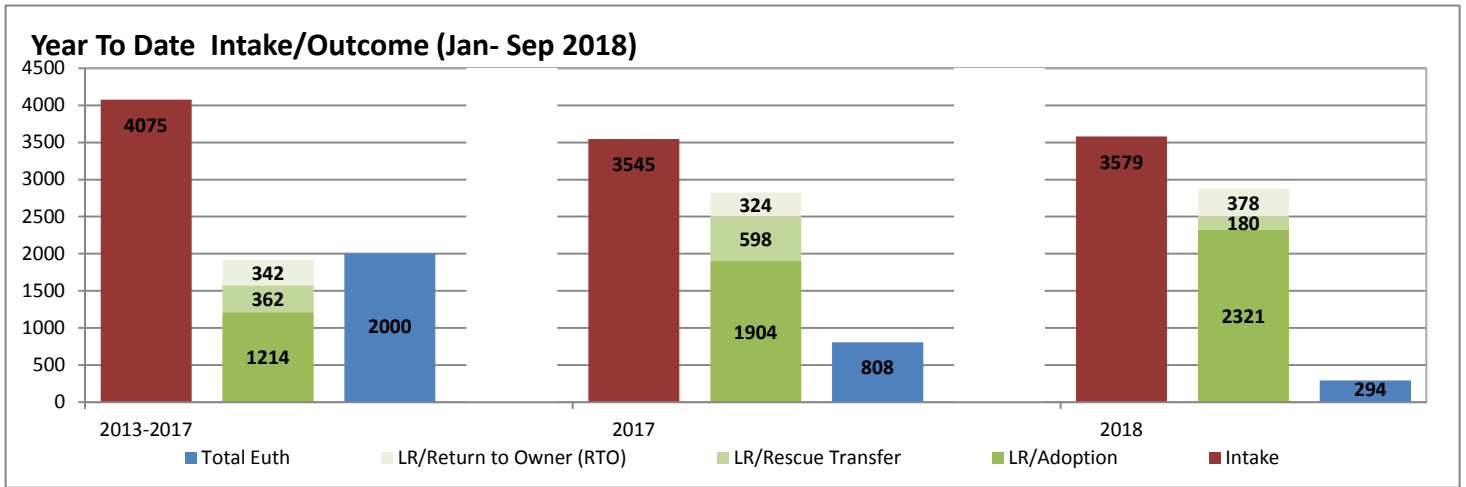
Shelter Euthanasia Reasons



Positive Outcomes



Activity Comparison Statistics



Burlington Animal Services

Statistical Report- September 2018

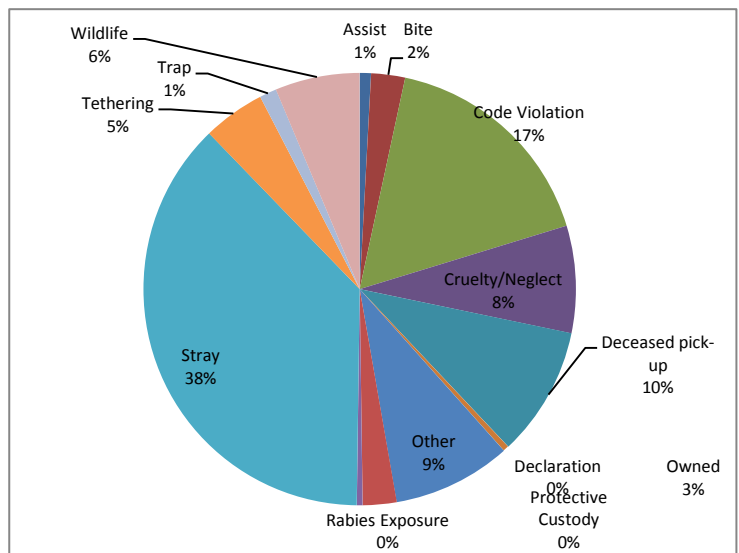
Field Services

activities related to assisting other agencies such as police or fire, and providing assistance to the public for animal related matters in the field	Assist	2
field activities involving animal bites	Bite	6
field activities related to complaints of code violations involving barking, nuisance, abandoned pets, fowl, over the limit of number of dogs etc	Code Violation	40
field activities involving complaints/ investigations of cruelty and/or neglect	Cruelty/Neglect	19
pick-up and removal of deceased animals	Deceased pick-up	23
(field activities involving § 67-4 and § 130A-200- dangerous and vicious dogs	Declaration	1
field activities not included in the other categories such as court, special events etc	Other	21
activities related to field pick up of surrendered animals; notice for recovery of owned animal at shelter	Owned	6
field activities involving temporary custody of owned animals	Protective Custody	0
field activities involving potential rabies exposure to human or domestic animal	Rabies Exposure	1
field calls related to domestic animals at large	Stray	89
activities involving complaints related to tethering ordinance	Tethering	11
field activities related to trapping domestic animals	Trap	3
activities related to wildlife	Wildlife	15

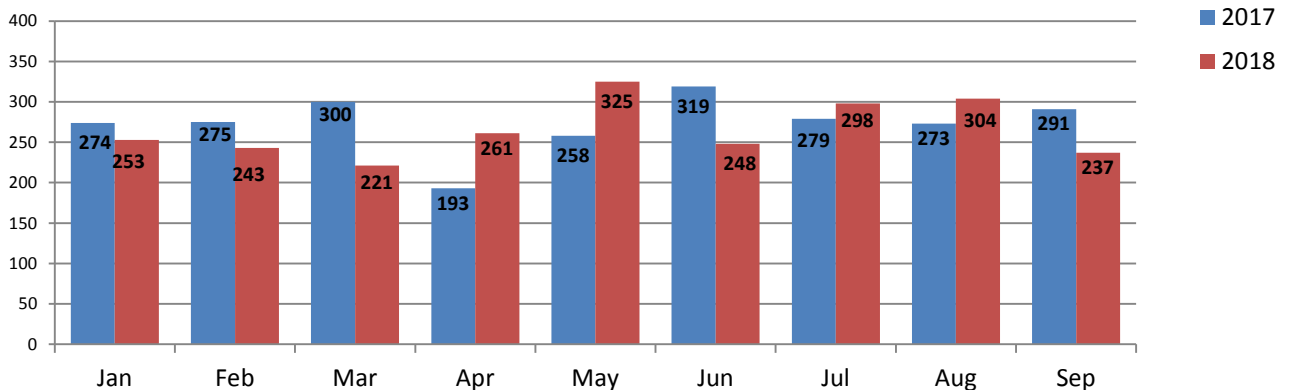
Total 237

Average Field Service Responses per day:

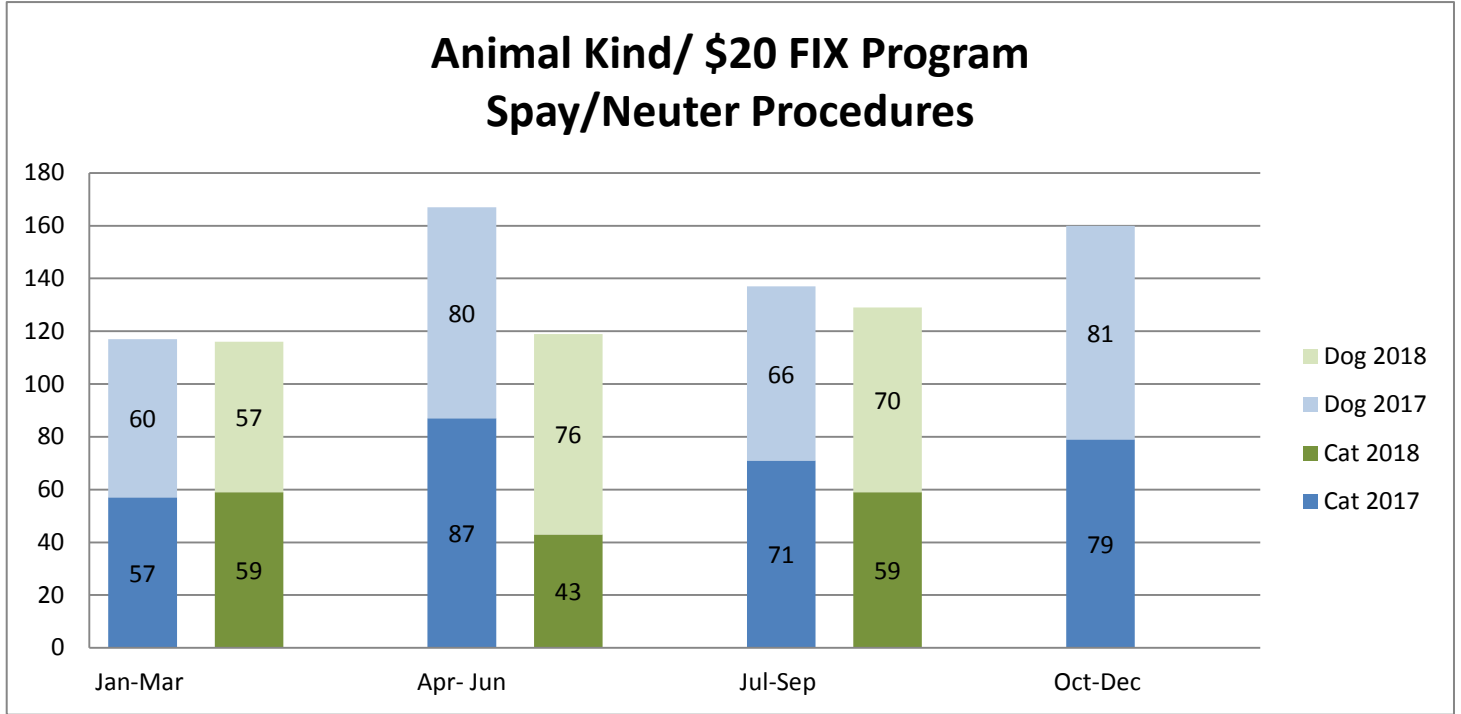
7.9



Monthly Field Services Responses 2016/ 2017



Community Spay/Neuter



Note: The Animal Kind \$20 FIX program offers sterilization services for pets belonging to Alamance County residents that meet maximum income requirements at a fee of \$20 or less.

