

Burlington Animal Services

Statistical Report- April 2018

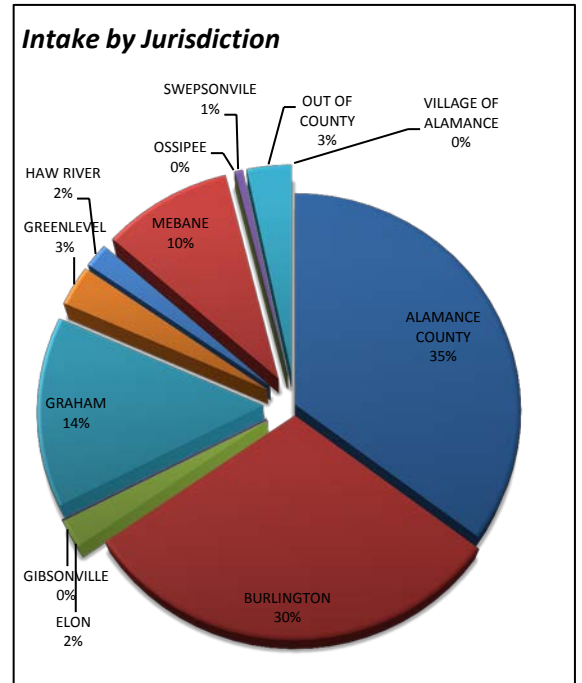
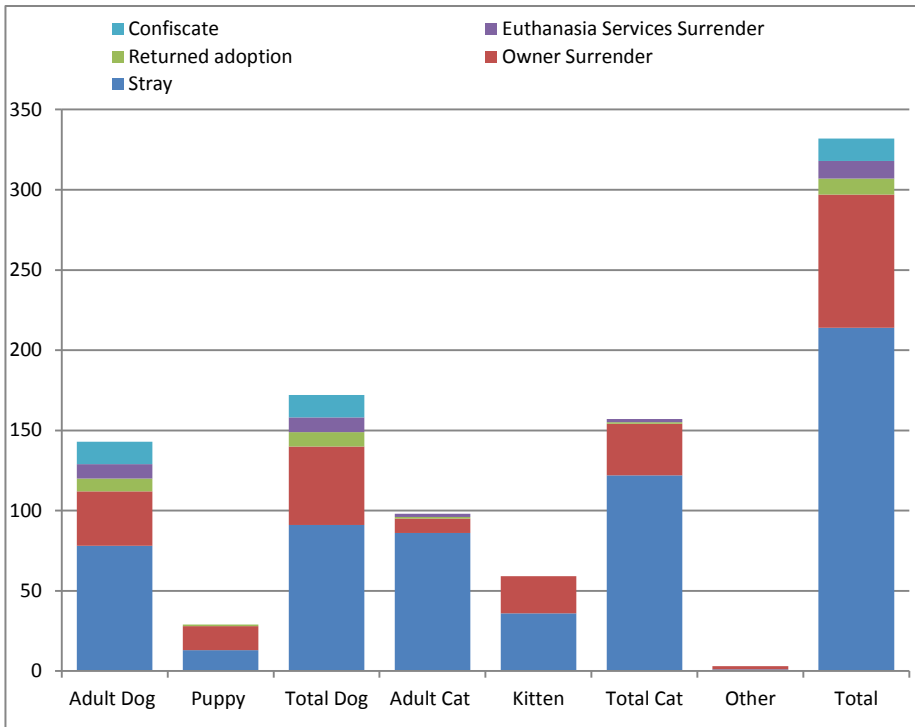
Animal Intakes

Intake Types

| | <u>Adult</u> <u>Doq</u> | <u>Puppy</u> | <u>Total</u> <u>Doq</u> | <u>Adult</u> <u>Cat</u> | <u>Kitten</u> | <u>Total</u> <u>Cat</u> | <u>Other</u> | <u>Total</u> |
|-------------------------------|----------------------------|--------------|----------------------------|----------------------------|---------------|----------------------------|--------------|--------------|
| Stray | 78 | 13 | 91 | 86 | 36 | 122 | 1 | 214 |
| Owner Surrender | 34 | 15 | 49 | 9 | 23 | 32 | 2 | 83 |
| Returned adoption | 8 | 1 | 9 | 1 | 0 | 1 | 0 | 10 |
| Euthanasia Services Surrender | 9 | 0 | 9 | 2 | 0 | 2 | 0 | 11 |
| Confiscate | 14 | 0 | 14 | 0 | 0 | 0 | 0 | 14 |
| Total | 143 | 29 | 172 | 98 | 59 | 157 | 3 | 332 |

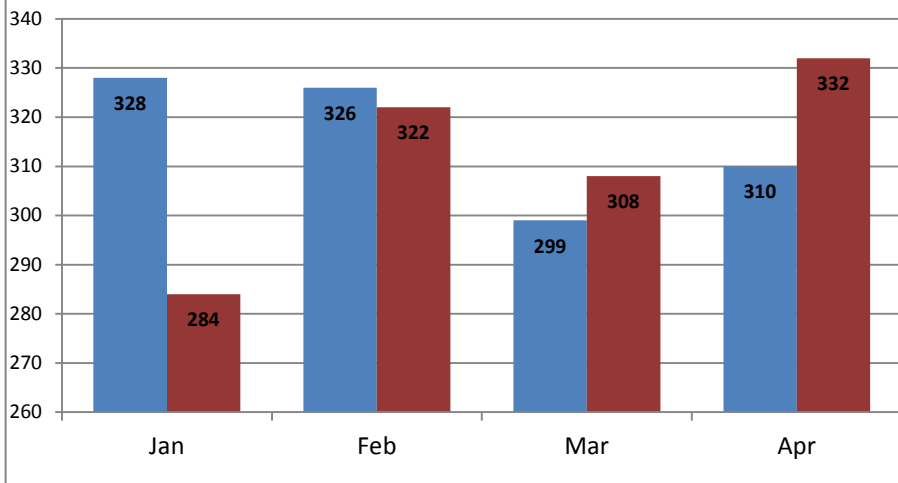
Intake Jurisdiction

| <u>Jurisdiction</u> | <u>Total</u> | <u>%</u> |
|---------------------|--------------|-------------|
| ALAMANCE COUNTY | 117 | 35% |
| BURLINGTON | 100 | 30% |
| ELON | 7 | 2% |
| GIBSONVILLE | 0 | 0% |
| GRAHAM | 47 | 14% |
| GREENLEVEL | 10 | 3% |
| HAW RIVER | 6 | 2% |
| MEBANE | 32 | 10% |
| OSSIPEE | 0 | 0% |
| SWEPSONVILLE | 2 | 1% |
| OUT OF COUNTY | 11 | 3% |
| VILLAGE OF ALAMANCE | 0 | 0% |
| Total | 332 | 100% |



Monthly Animal Intake 2017/2018 Comparison

■ 2017 ■ 2018



Burlington Animal Services

Statistical Report- April 2018

Animal Outcomes

| | <u>Adult</u> <u>Dog</u> | <u>Puppy</u> | <u>Total</u> <u>Dog</u> | <u>Adult</u> <u>Cat</u> | <u>Kitten</u> | <u>Total</u> <u>Cat</u> | <u>Other</u> | <u>Total</u> | <u>%</u> |
|--|----------------------------|--------------|----------------------------|----------------------------|---------------|----------------------------|--------------|--------------|------------|
| Total Live Release ⁽¹⁾ | 149 | 27 | 176 | 79 | 28 | 107 | 3 | 286 | 90% |

(1) Does not include animals that were surrendered for euthanasia and animals that arrive dead or died in custody.

Total Outcomes

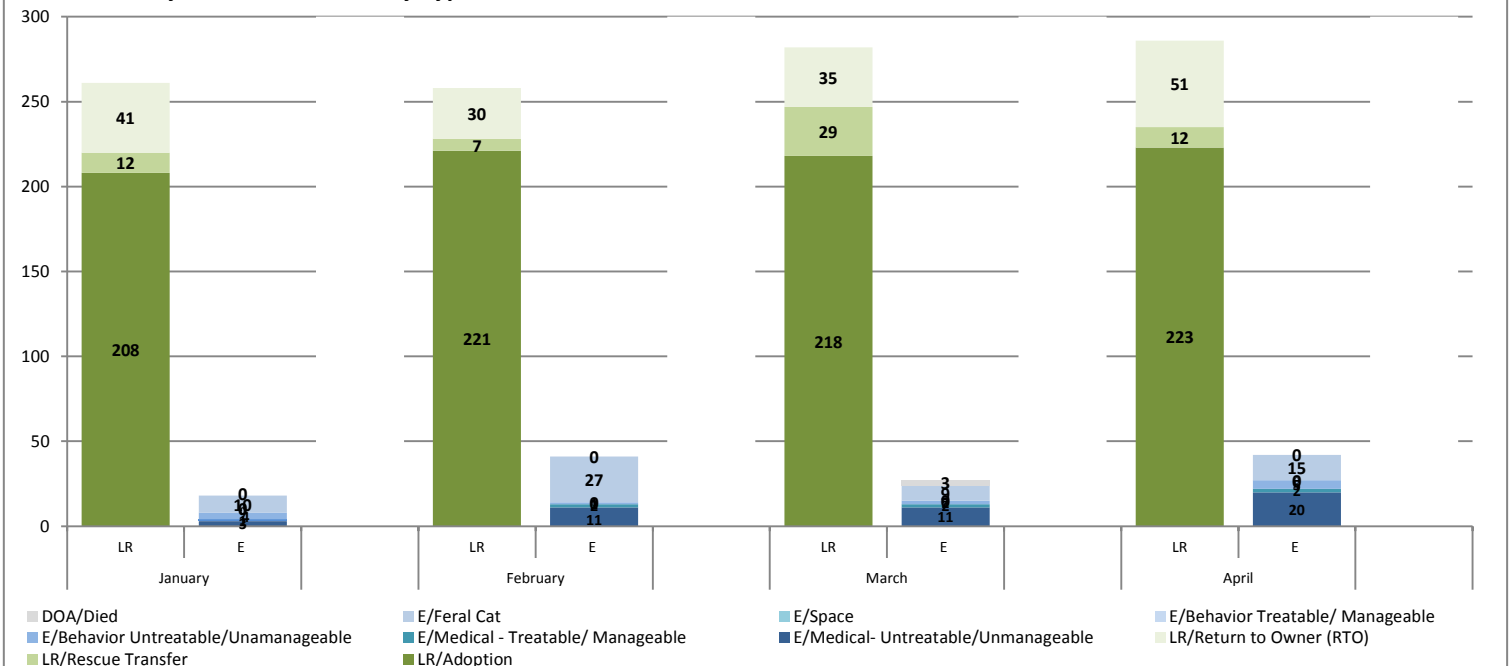
| | <u>Adult</u> <u>Dog</u> | <u>Puppy</u> | <u>Total</u> <u>Dog</u> | <u>Adult</u> <u>Cat</u> | <u>Kitten</u> | <u>Total</u> <u>Cat</u> | <u>Other</u> | <u>Total</u> | <u>% of</u> <u>total</u> |
|-------------------------------|----------------------------|--------------|----------------------------|----------------------------|---------------|----------------------------|--------------|--------------|-----------------------------|
| Return to Owner (RTO) | 47 | 1 | 48 | 2 | 0 | 2 | 1 | 51 | 16% |
| Adoption | 91 | 25 | 116 | 77 | 28 | 105 | 2 | 223 | 68% |
| Rescue Transfer | 11 | 1 | 12 | 0 | 0 | 0 | 0 | 12 | 4% |
| Shelter Euthanasia | 5 | 0 | 5 | 22 | 3 | 25 | 1 | 31 | 9% |
| Euthanasia Services Surrender | 9 | 0 | 9 | 2 | 0 | 2 | 0 | 11 | 3% |
| Died | 0 | 0 | 0 | 0 | 0 | 0 | 0 | 0 | 0.0% |
| Total | 163 | 27 | 190 | 103 | 31 | 134 | 4 | 328 | 100% |

Shelter Euthanasia Reasons

| | <u>Adult</u> <u>Dog</u> | <u>Puppy</u> | <u>Total</u> <u>Dog</u> | <u>Adult</u> <u>Cat</u> | <u>Kitten</u> | <u>Total</u> <u>Cat</u> | <u>Other</u> | <u>Total</u> | <u>%Euth</u> |
|--------------|----------------------------|--------------|----------------------------|----------------------------|---------------|----------------------------|--------------|--------------|--------------|
| Behavior | 5 | 0 | 5 | 0 | 0 | 0 | 0 | 5 | 12% |
| Feral | 0 | 0 | 0 | 15 | 0 | 15 | 0 | 15 | 36% |
| Medical | 9 | 0 | 9 | 9 | 3 | 12 | 1 | 22 | 52% |
| Total | 14 | 0 | 14 | 24 | 3 | 27 | 1 | 42 | 100% |

2018 Monthly Animal Outcomes By Type

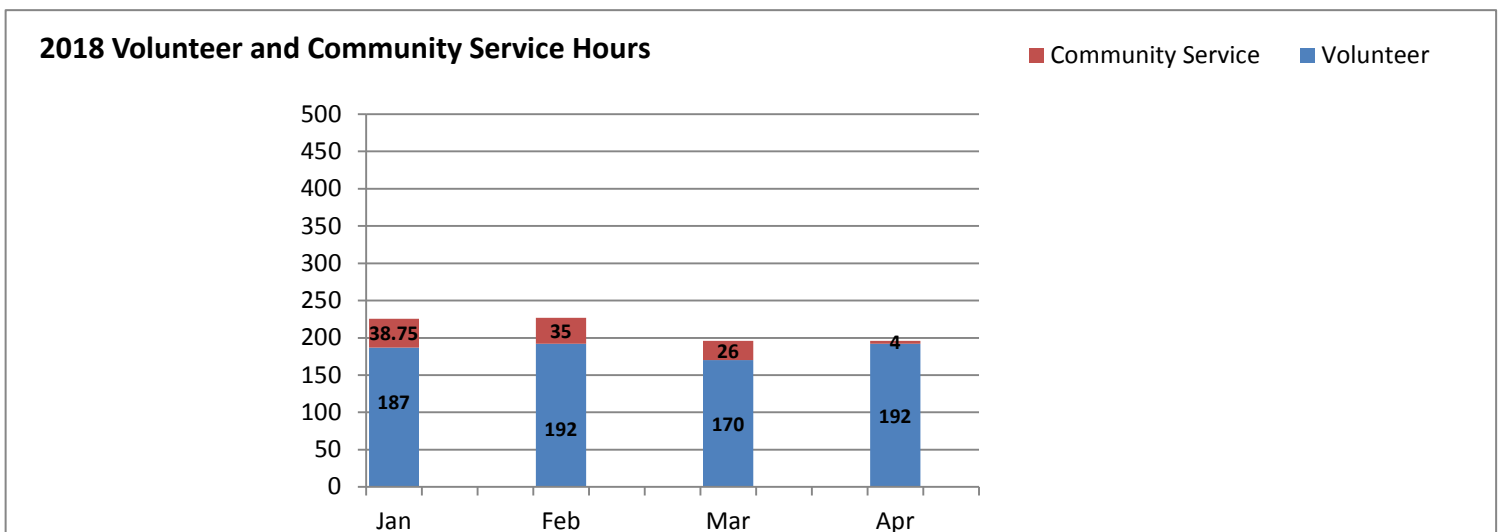
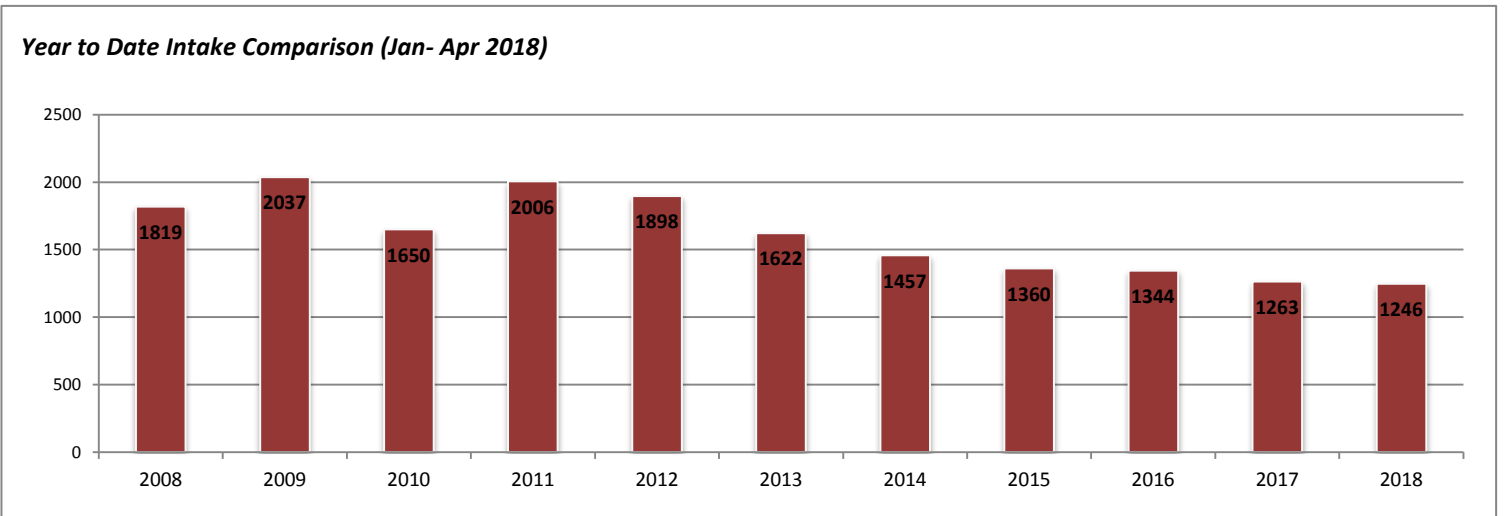
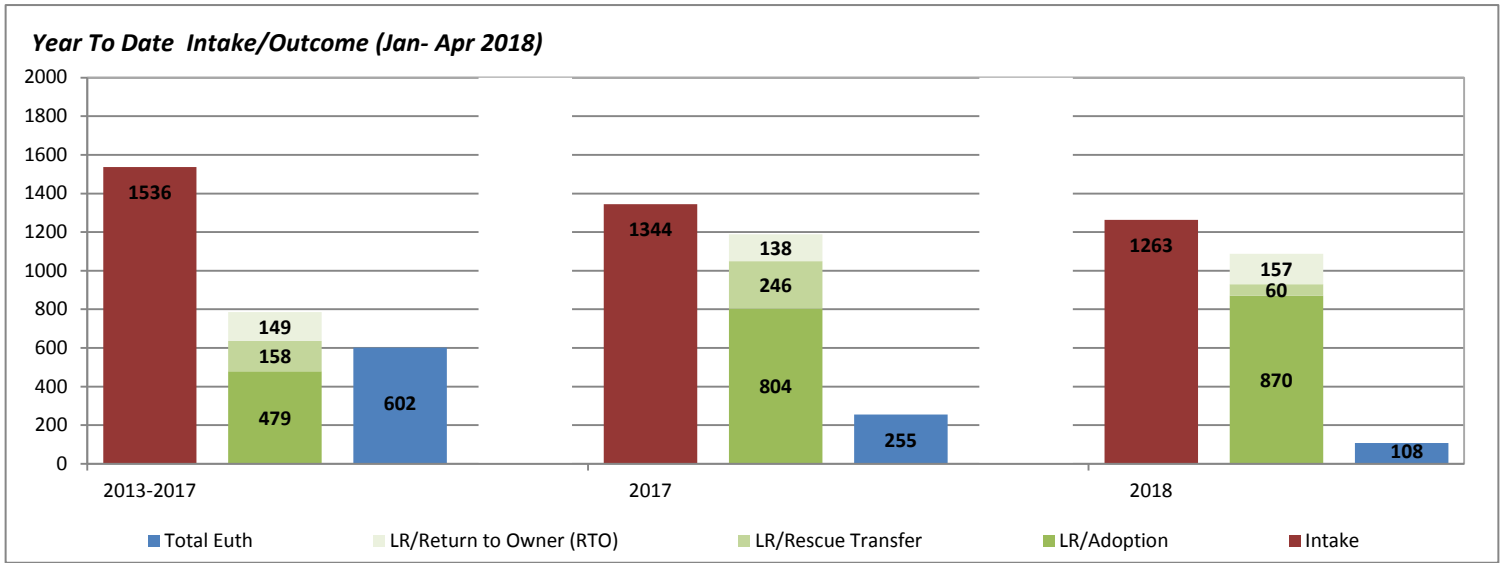
LR= Live Release E= Euthanized or Died



Burlington Animal Services

Statistical Report- April 2018

Activity Comparison Statistics



Burlington Animal Services

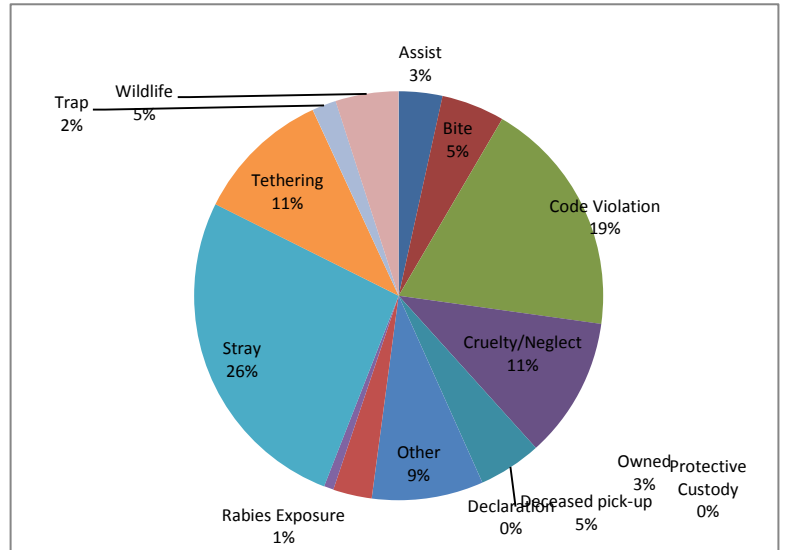
Statistical Report- April 2018

Field Services

| | | |
|---|---------------------------|------------|
| activities related to assisting other agencies such as police or fire, and providing assistance to the public for animal related matters in the field | Assist | 9 |
| field activities involving animal bites | Bite | 13 |
| field activities related to complaints of code violations involving barking, nuisance, abandoned pets, fowl, over the limit of number of dogs etc | Code Violation | 49 |
| field activities involving complaints/ investigations of cruelty and/or neglect | Cruelty/Neglect | 29 |
| pick-up and removal of deceased animals | Deceased pick-up | 13 |
| (field activities involving § 67-4 and § 130A-200- dangerous and vicious dogs | Declaration | 0 |
| field activities not included in the other categories such as court, special events etc | Other | 23 |
| activities related to field pick up of surrendered animals; notice for recovery of owned animal at shelter | Owned | 8 |
| field activities involving temporary custody of owned animals | Protective Custody | 0 |
| field activities involving potential rabies exposure to human or domestic animal | Rabies Exposure | 2 |
| field calls related to domestic animals at large | Stray | 69 |
| activities involving complaints related to tethering ordinance | Tethering | 28 |
| field activities related to trapping domestic animals | Trap | 5 |
| activities related to wildlife | Wildlife | 13 |
| | Total | 261 |

Average Field Service Responses per day:

8.7



Monthly Field Services Responses 2016/ 2017

