

Burlington Animal Services

Statistical Report- January 2018

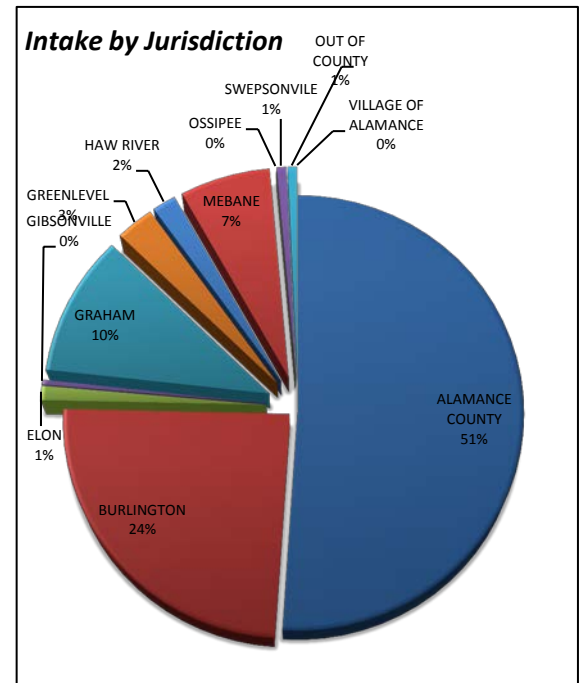
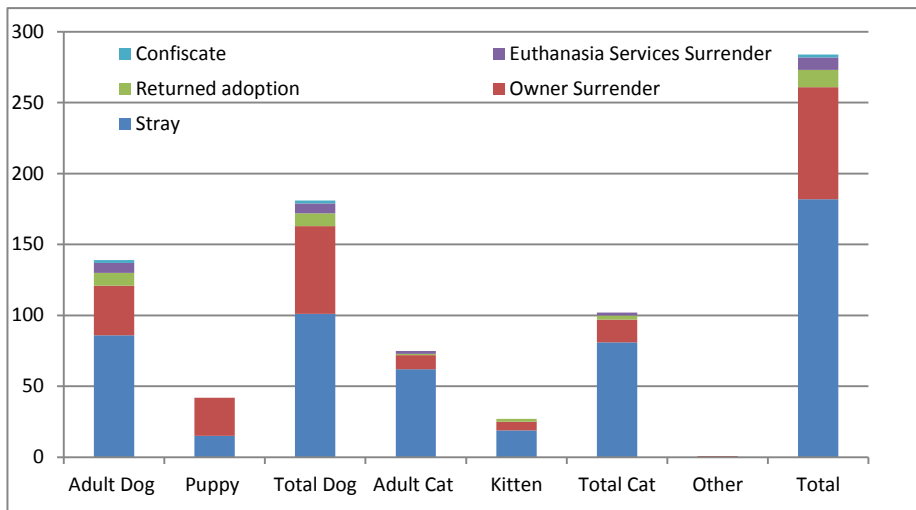
Animal Intakes

Intake Types

	<u>Adult Dog</u>	<u>Puppy</u>	<u>Total Dog</u>	<u>Adult Cat</u>	<u>Kitten</u>	<u>Total Cat</u>	<u>Other</u>	<u>Total</u>
Stray	86	15	101	62	19	81	0	182
Owner Surrender	35	27	62	10	6	16	1	79
Returned adoption	9	0	9	1	2	3	0	12
Euthanasia Services Surrender	7	0	7	2	0	2	0	9
Confiscate	2	0	2	0	0	0	0	2
Total	139	42	181	75	27	102	1	284

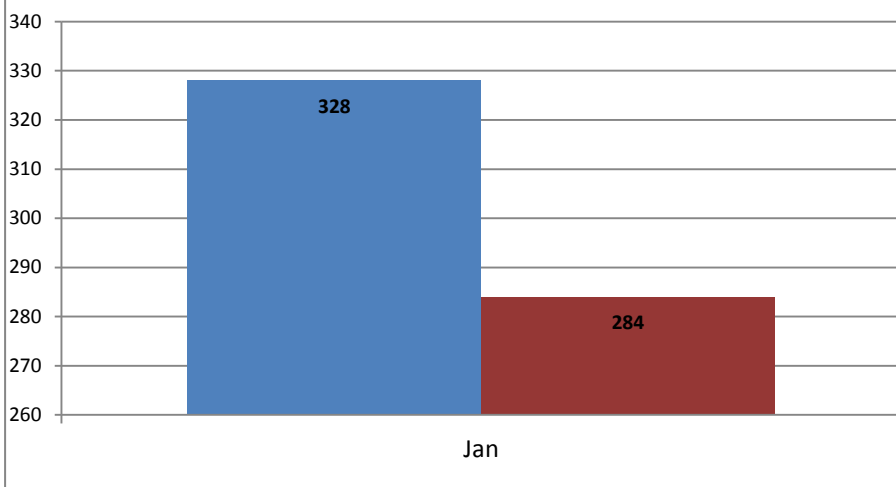
Intake Jurisdiction

<u>Jurisdiction</u>	<u>Total</u>	<u>%</u>
ALAMANCE COUNTY	145	51%
BURLINGTON	69	24%
ELON	3	1%
GIBSONVILLE	1	0%
GRAHAM	30	11%
GREENLEVEL	8	3%
HAW RIVER	5	2%
MEBANE	19	7%
OSSIPEE	0	0%
SWEPSONVILLE	2	1%
OUT OF COUNTY	2	1%
VILLAGE OF ALAMANCE	0	0%
Total	284	100%



Monthly Animal Intake 2017/2018 Comparison

■ 2017 ■ 2018



Burlington Animal Services

Statistical Report- January 2018

Animal Outcomes

	<u>Adult</u> <u>Dog</u>	<u>Puppy</u>	<u>Total</u> <u>Dog</u>	<u>Adult</u> <u>Cat</u>	<u>Kitten</u>	<u>Total</u> <u>Cat</u>	<u>Other</u>	<u>Total</u>	<u>%</u>
Total Live Release ⁽¹⁾	111	40	151	59	49	108	2	261	90%

(1) Does not include animals that were surrendered for euthanasia and animals that arrive dead or died in custody.

Total Outcomes

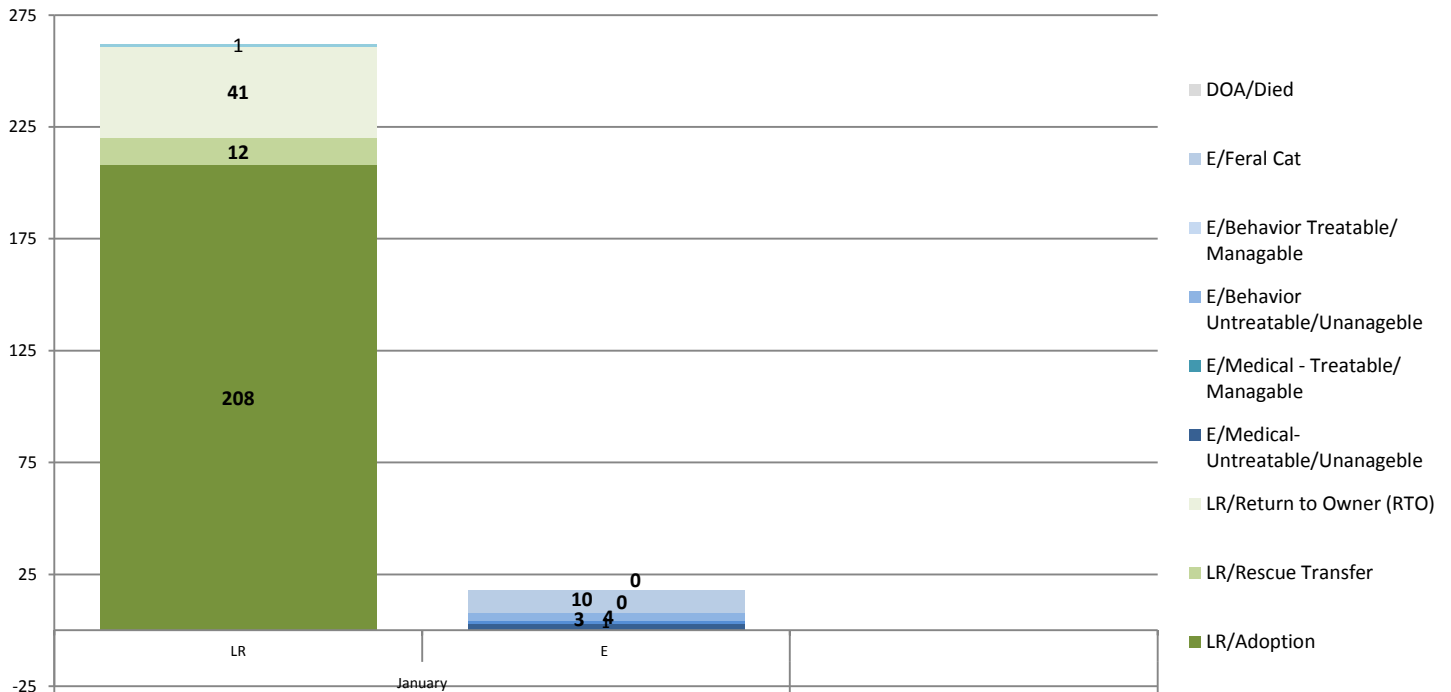
	<u>Adult</u> <u>Dog</u>	<u>Puppy</u>	<u>Total</u> <u>Dog</u>	<u>Adult</u> <u>Cat</u>	<u>Kitten</u>	<u>Total</u> <u>Cat</u>	<u>Other</u>	<u>Total</u>	<u>% of</u> <u>total</u>
Return to Owner (RTO)	41	0	41	0	0	0	0	41	14%
Adoption	65	34	99	58	49	107	2	208	72%
Rescue Transfer	5	6	11	1	0	1	0	12	4%
Shelter Euthanasia	5	0	5	14	1	15	0	20	7%
Euthanasia Services Surrender	7	0	7	2	0	2	0	9	3%
Died	0	0	0	0	0	0	0	0	0.0%
Total	123	40	163	75	50	125	2	290	100%

Shelter Euthanasia Reasons

	<u>Adult</u> <u>Dog</u>	<u>Puppy</u>	<u>Total</u> <u>Dog</u>	<u>Adult</u> <u>Cat</u>	<u>Kitten</u>	<u>Total</u> <u>Cat</u>	<u>Other</u>	<u>Total</u>	<u>%Euth</u>
Behavior	4	0	4	0	0	0	0	4	20%
Feral	0	0	0	10	0	10	0	10	50%
Medical	0	0	0	4	1	5	1	6	30%
Total	4	0	4	14	1	15	1	20	100%

2017 Monthly Animal Outcomes By Type

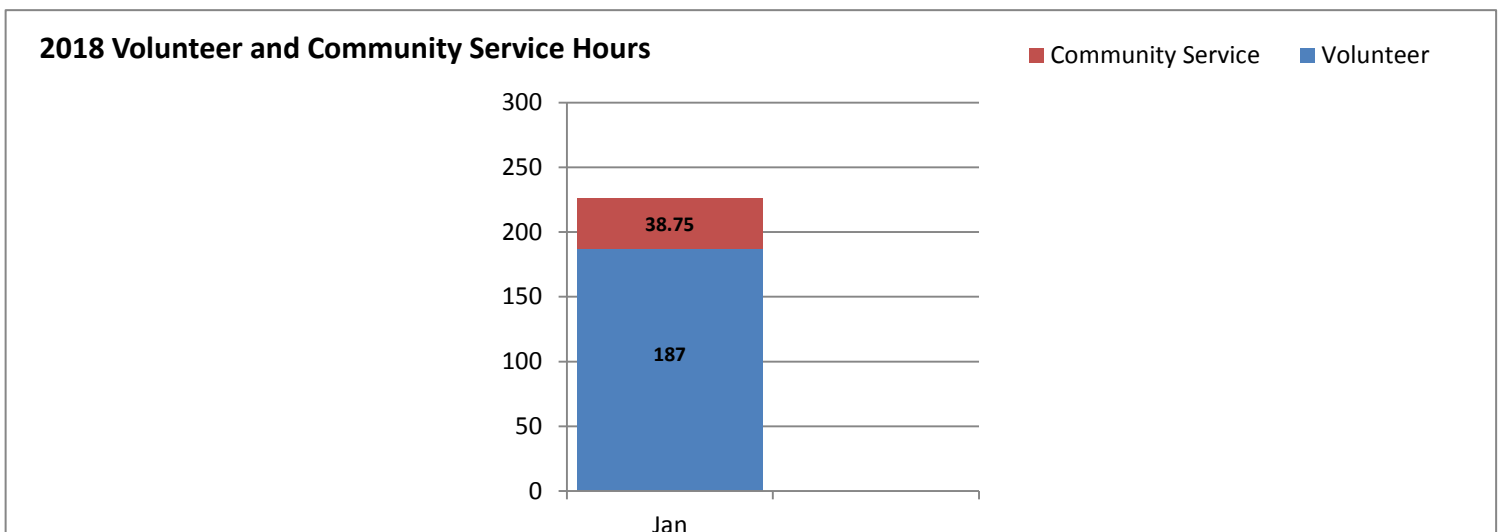
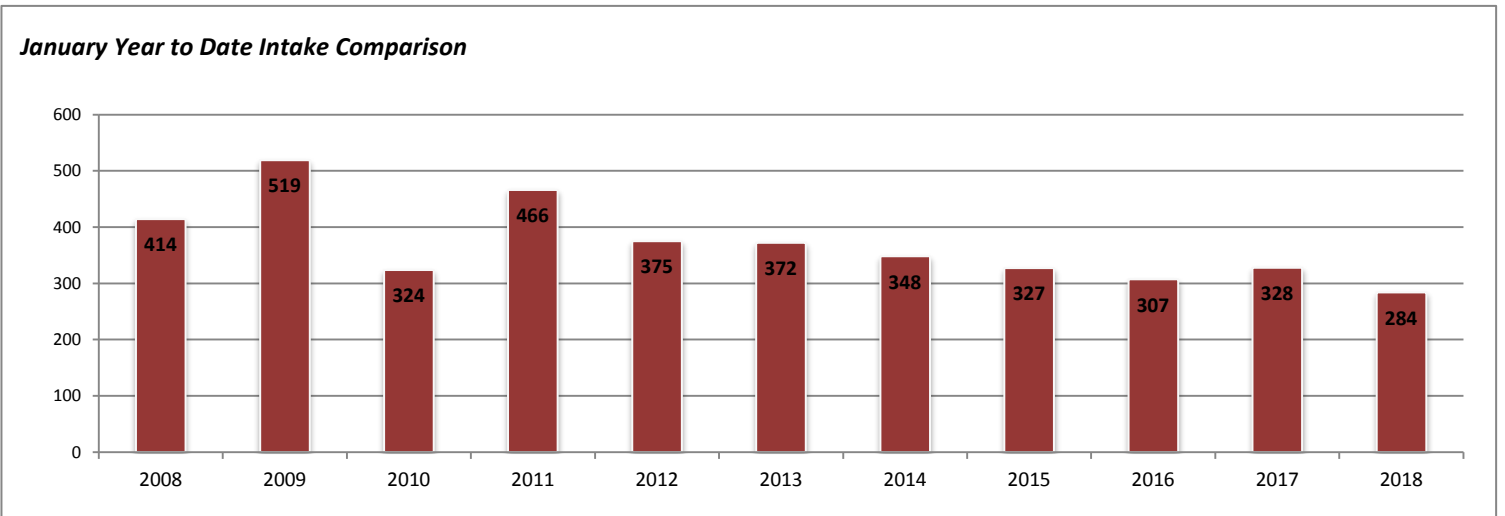
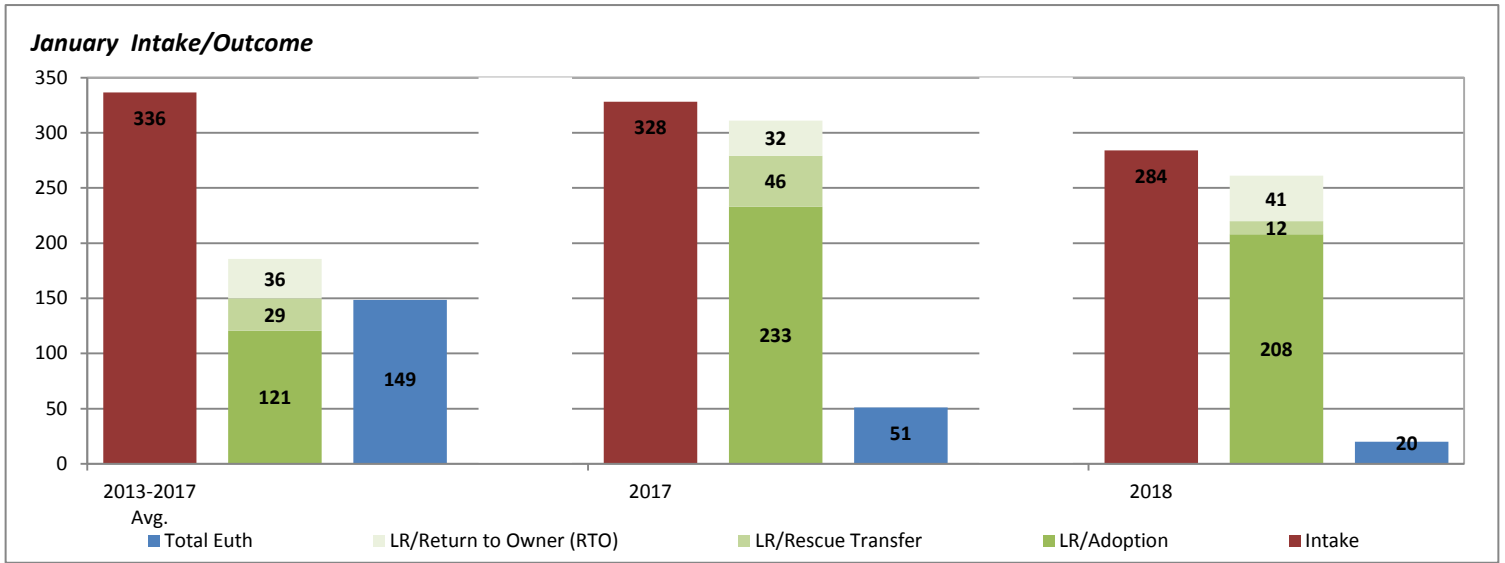
LR= Live Release E= Euthanized or Died



Burlington Animal Services

Statistical Report- January 2018

Activity Comparison Statistics



Burlington Animal Services

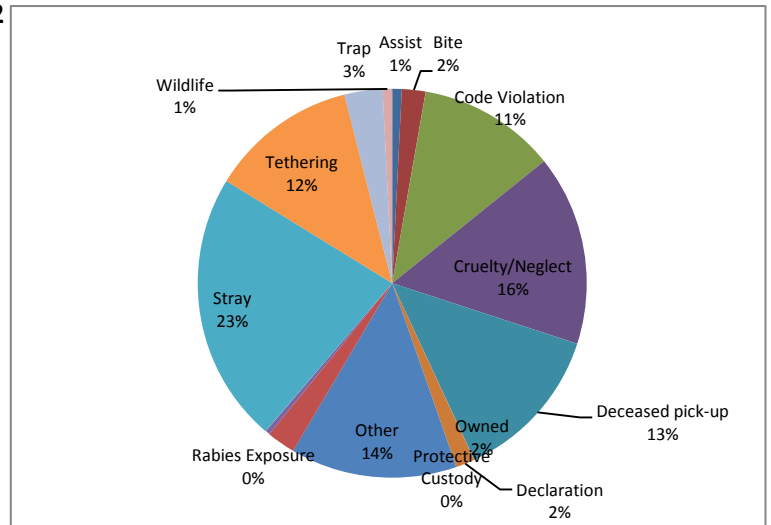
Statistical Report- January 2018

Field Services

activities related to assisting other agencies such as police or fire, and providing assistance to the public for animal related matters in the field	Assist	2
field activities involving animal bites	Bite	5
field activities related to complaints of code violations involving barking, nuisance, abandoned pets, fowl, over the limit of number of dogs etc	Code Violation	29
field activities involving complaints/ investigations of cruelty and/or neglect	Cruelty/Neglect	40
pick-up and removal of deceased animals	Deceased pick-up	33
(field activities involving § 67-4 and § 130A-200- dangerous and vicious dogs	Declaration	4
field activities not included in the other categories	Other	35
activities related to field pick up of surrendered animals; notice for recovery of owned animal at shelter	Owned	6
field activities involving temporary custody of owned animals	Protective Custody	0
field activities involving potential rabies exposure to human or domestic animal	Rabies Exposure	1
field calls related to domestic animals at large	Stray	57
activities involving complaints related to tethering ordinance	Tethering	31
field activities related to trapping domestic animals	Trap	8
activities related to wildlife	Wildlife	2
	Total	253

Average Field Service Responses per day:

8.2



Monthly Field Services Responses 2016/ 2017

