

# Burlington Animal Services

## Statistical Report- December 2017

### Animal Intakes

#### Intake Types

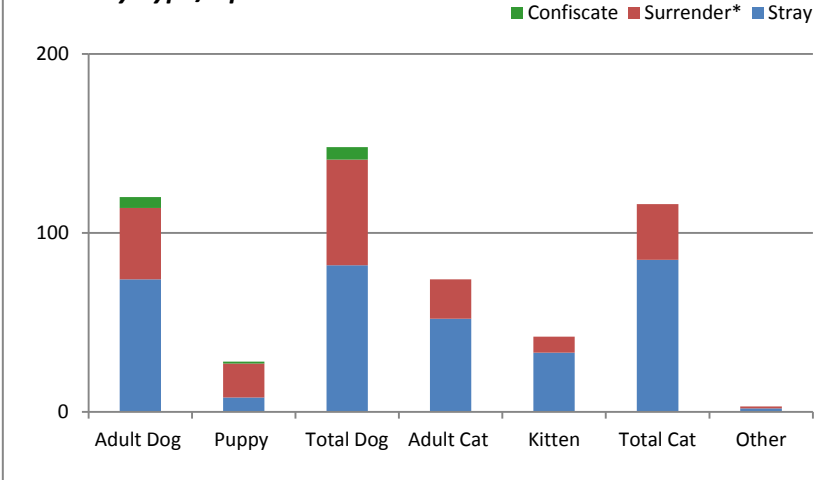
	<u>Adult Dog</u>	<u>Puppy</u>	<u>Total Dog</u>	<u>Adult Cat</u>	<u>Kitten</u>	<u>Total Cat</u>	<u>Other</u>	<u>Total</u>
Stray	74	8	82	52	33	85	2	169
Surrender*	40	19	59	22	9	31	1	91
Confiscate	6	1	7	0	0	0	0	7
<b>Total</b>	<b>120</b>	<b>28</b>	<b>148</b>	<b>74</b>	<b>42</b>	<b>116</b>	<b>3</b>	<b>267</b>

*adoption return	7	0	7	1	0	1	0	8
*Surrender for Euthanasia	11	0	11	3	0	3	1	15

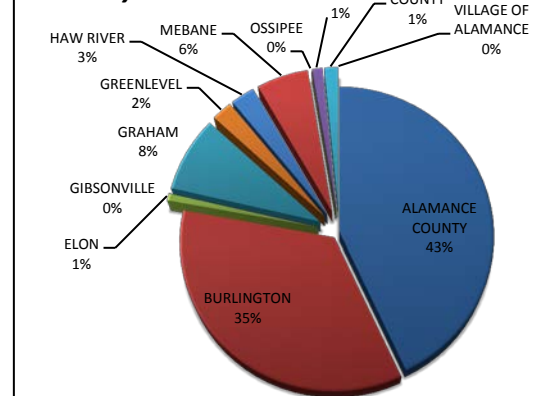
#### Intake Jurisdiction

<u>Jurisdiction</u>	<u>Total</u>	<u>%</u>
ALAMANCE COUNTY	115	43%
BURLINGTON	93	35%
ELON	2	1%
GIBSONVILLE	0	0%
GRAHAM	22	8%
GREENLEVEL	6	2%
HAW RIVER	7	3%
MEBANE	15	6%
OSSIPEE	0	0%
SWEPSONVILLE	3	1%
OUT OF COUNTY	4	1%
VILLAGE OF ALAMANCE	0	0%
<b>Total</b>	<b>267</b>	<b>100%</b>

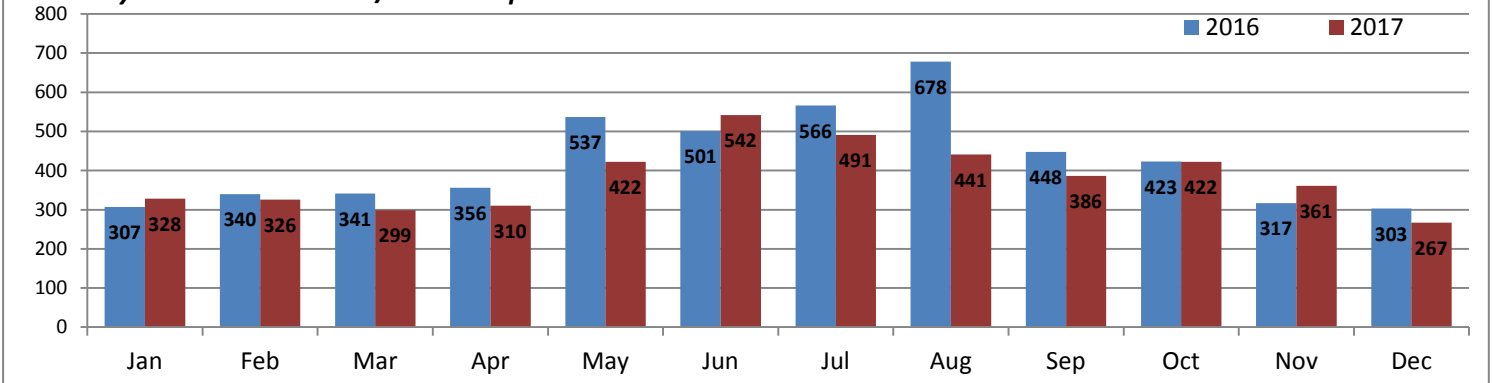
#### Intake by Type/ Species



#### Intake by Jurisdiction



#### Monthly Animal Intake 2016/2017 Comparison



**Animal Outcomes**

**Live Release Outcomes**

	<u>Adult</u> <u>Dog</u>	<u>Puppy</u>	<u>Total</u> <u>Dog</u>	<u>Adult</u> <u>Cat</u>	<u>Kitten</u>	<u>Total</u> <u>Cat</u>	<u>Other</u>	<u>Total</u>	<u>%</u>
<b>Total Live Release</b>	112	34	146	73	91	164	1	<b>311</b>	<b>86%</b>
<b>Placeable <sup>(1)</sup> Live Release</b>									<b>99%</b>

(1) Placeable Live Release = Number of total dispositions less the number of animals that were not candidates for placement. These include pets with untreatable/unmanagable conditions, surrendered for euthanasia, feral cats that were euthanized and animals that arrive dead or died in custody from the total number of animals dispositioned. This number for this month totals 315

**Total Outcomes**

	<u>Adult</u> <u>Dog</u>	<u>Puppy</u>	<u>Total</u> <u>Dog</u>	<u>Adult</u> <u>Cat</u>	<u>Kitten</u>	<u>Total</u> <u>Cat</u>	<u>Other</u>	<u>Total</u>	<u>% of total</u>
Return to Owner (RTO)	40	4	44	1	0	1	0	45	12%
Adoption	65	7	72	71	90	161	0	233	64%
Rescue Transfer	7	23	30	1	1	2	1	33	9%
Euthanasia	17	0	17	31	0	31	2	50	14%
Died	0	0	0	1	1	2	0	2	0.6%
<b>Total</b>	<b>129</b>	<b>34</b>	<b>163</b>	<b>105</b>	<b>92</b>	<b>197</b>	<b>3</b>	<b>363</b>	<b>100%</b>

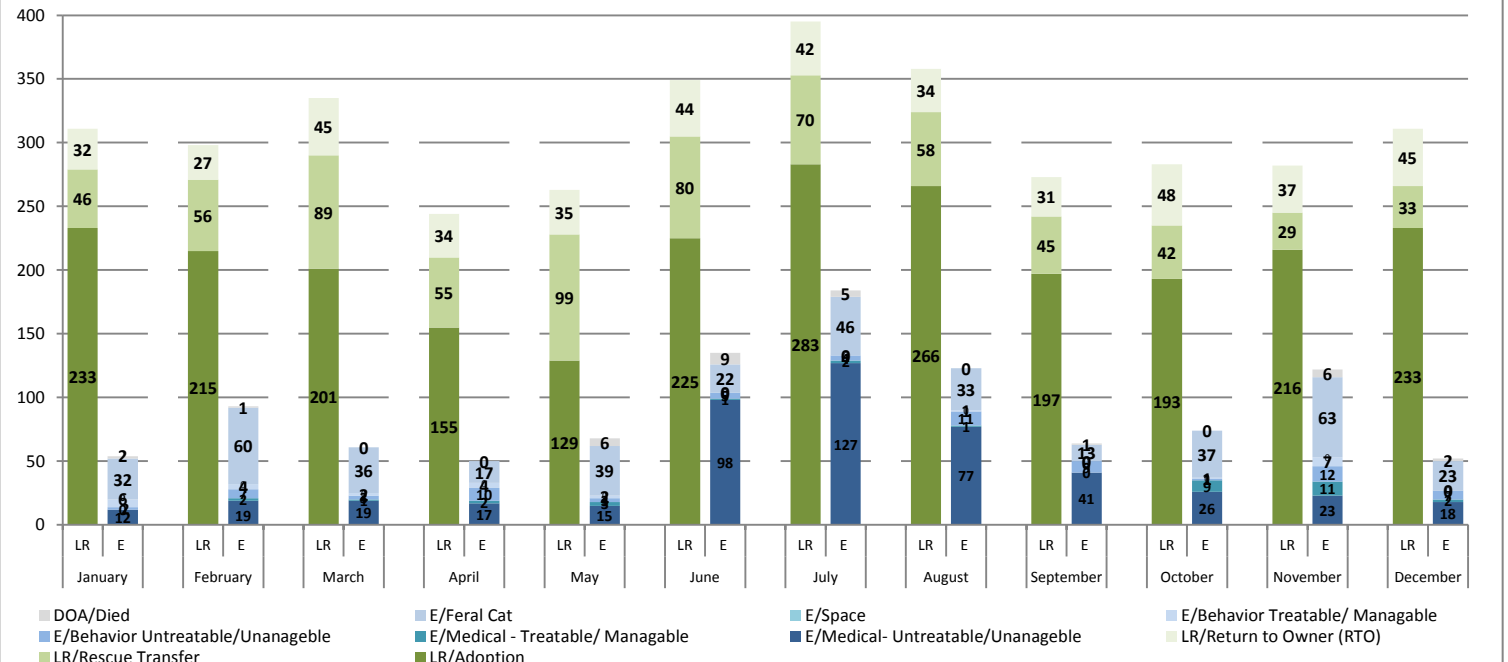
**Euthanasia Reasons**

	<u>Adult</u> <u>Dog</u>	<u>Puppy</u>	<u>Total</u> <u>Dog</u>	<u>Adult</u> <u>Cat</u>	<u>Kitten</u>	<u>Total</u> <u>Cat</u>	<u>Other</u>	<u>Total</u>	<u>%Euth</u>
Behavior	7	0	7	0	0	0	0	7	14%
Feral	0	0	0	23	0	23	0	23	46%
Medical	10	0	10	8	0	8	2	20	40%
Space	0	0	0	0	0	0	0	0	0%
<b>Total</b>	<b>17</b>	<b>0</b>	<b>17</b>	<b>31</b>	<b>0</b>	<b>31</b>	<b>2</b>	<b>50</b>	<b>100%</b>

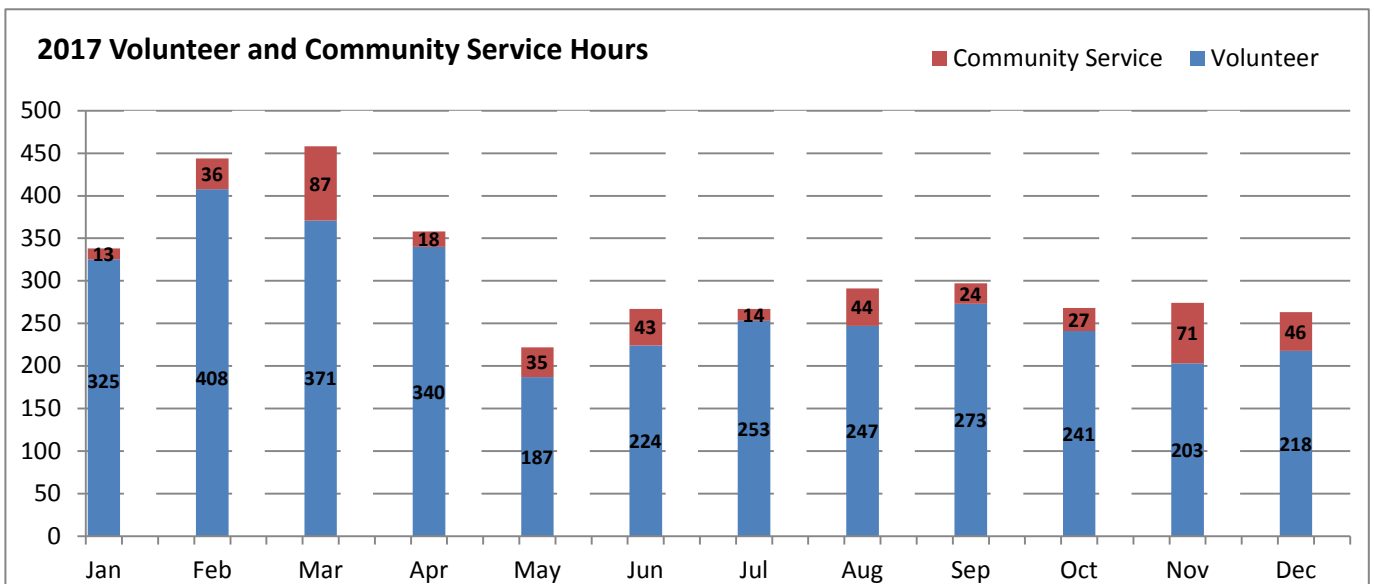
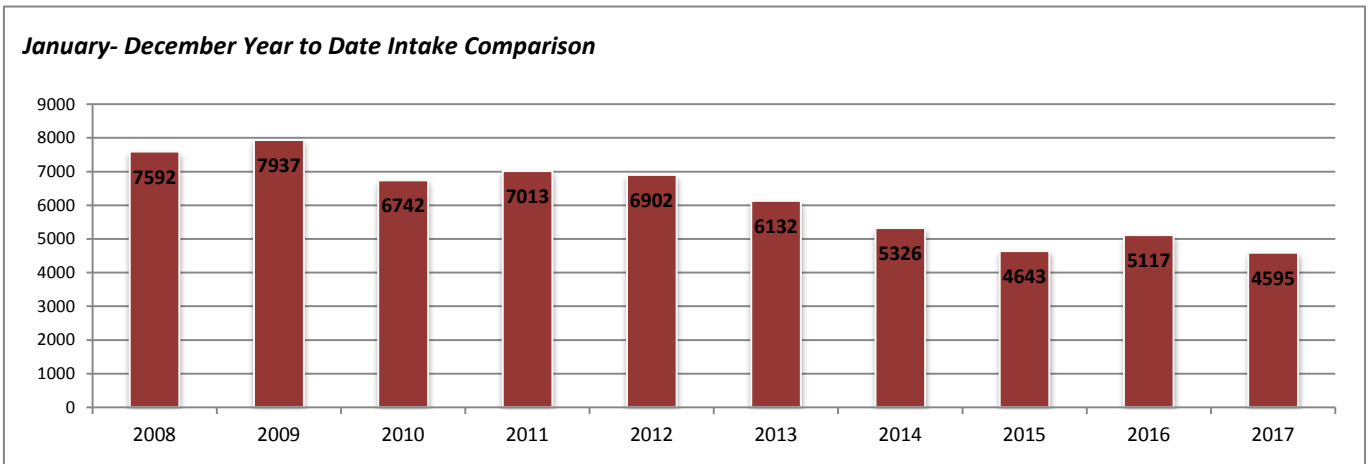
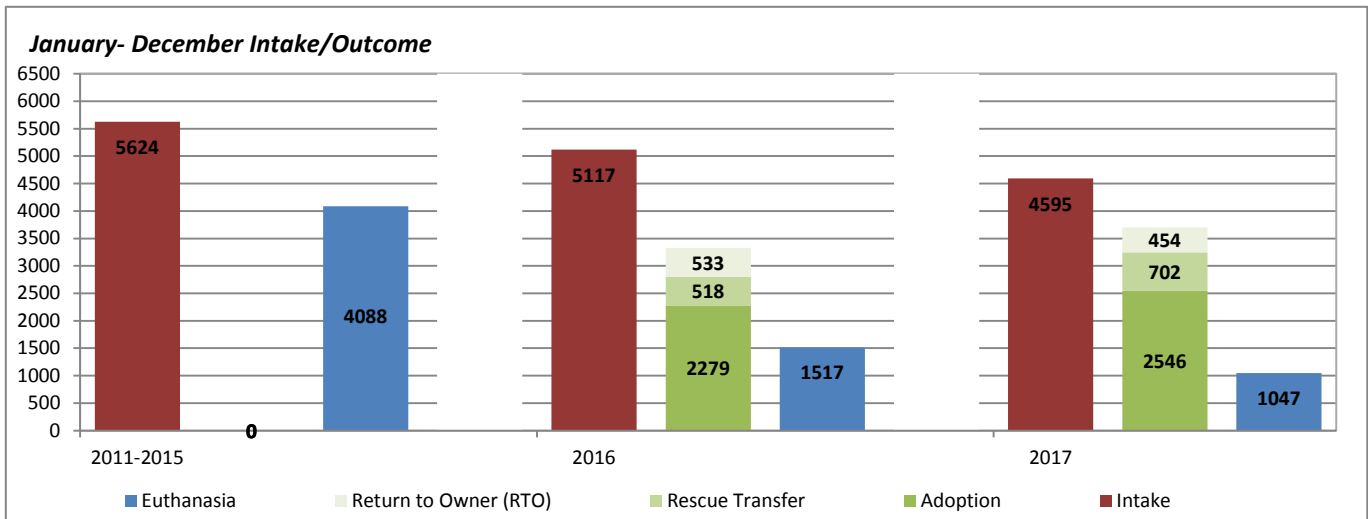
Owner Surrender for Euth  
 (included above) 11 0 11 3 0 3 1 15 30%

**2017 Monthly Animal Outcomes By Type**

LR= Live Release E= Euthanized or Died



**Intake/Outcome Comparison Statistics**



# Burlington Animal Services

## Statistical Report- December 2017

### Field Services

activities related to assisting other agencies such as police or fire, and providing assistance to the public for animal related matters in the field	<b>Assist</b>	<b>4</b>
field activities involving animal bites	<b>Bite</b>	<b>6</b>
field activities related to complaints of code violations involving barking, nuisance, abandoned pets, fowl, over the limit of number of dogs etc	<b>Code Violation</b>	<b>30</b>
field activities involving complaints/ investigations of cruelty and/or neglect	<b>Cruelty/Neglect</b>	<b>31</b>
pick-up and removal of deceased animals	<b>Deceased pick-up</b>	<b>12</b>
(field activities involving § 67-4 and § 130A-200- dangerous and vicious dogs	<b>Declaration</b>	<b>0</b>
field activities not included in the other categories	<b>Other</b>	<b>27</b>
activities related to field pick up of surrendered animals; notice for recovery of owned animal at shelter	<b>Owned</b>	<b>4</b>
field activities involving temporary custody of owned animals	<b>Protective Custody</b>	<b>50</b>
field activities involving potential rabies exposure to human or domestic animal	<b>Rabies Exposure</b>	<b>0</b>
field calls related to domestic animals at large	<b>Stray</b>	<b>50</b>
activities involving complaints related to tethering ordinance	<b>Tethering</b>	<b>16</b>
field activities related to trapping domestic animals	<b>Trap</b>	<b>11</b>
activities related to wildlife	<b>Wildlife</b>	<b>2</b>
	<b>Total</b>	<b>243</b>

**Average Field Service Responses per day: 7.8**

