

# Burlington Animal Services

Statistical Report- October 2017

## Animal Intakes

### Intake Types

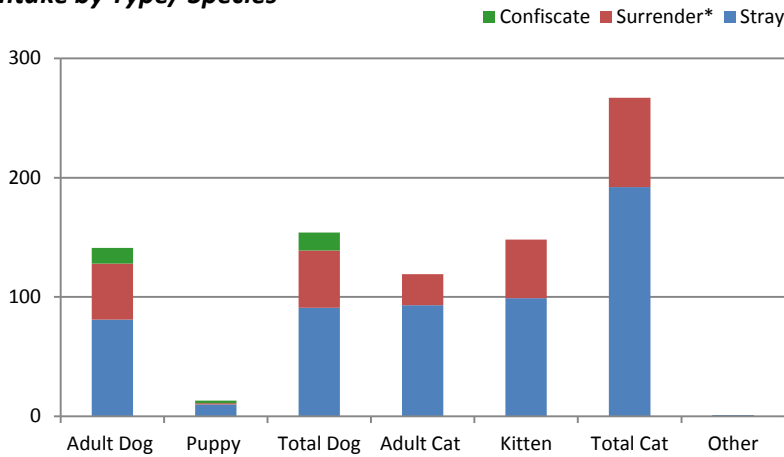
	<u>Adult</u> <u>Dog</u>	<u>Puppy</u>	<u>Total</u> <u>Dog</u>	<u>Adult</u> <u>Cat</u>	<u>Kitten</u>	<u>Total</u> <u>Cat</u>	<u>Other</u>	<u>Total</u>
Stray	81	10	91	93	99	192	1	284
Surrender*	47	1	48	26	49	75	0	123
Confiscate	13	2	15	0	0	0	0	15
<b>Total</b>	<b>141</b>	<b>13</b>	<b>154</b>	<b>119</b>	<b>148</b>	<b>267</b>	<b>1</b>	<b>422</b>

*adoption return	1	0	1	1	0	1	0	2
*Surrender for Euthanasia	8	0	8	3	0	3	0	11

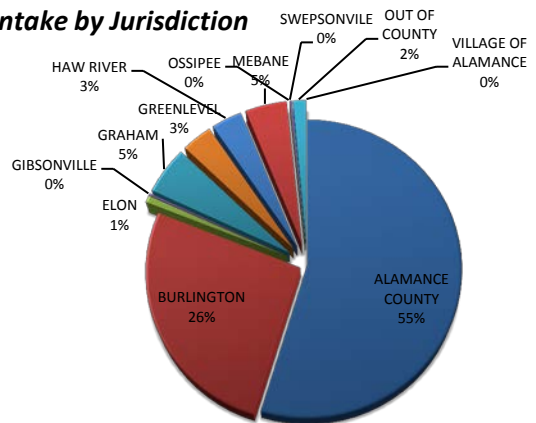
### Intake Jurisdiction

<u>Jurisdiction</u>	<u>Total</u>	<u>%</u>
ALAMANCE COUNTY	231	55%
BURLINGTON	111	26%
ELON	3	1%
GIBSONVILLE	1	0%
GRAHAM	22	5%
GREENLEVEL	14	3%
HAW RIVER	14	3%
MEBANE	19	5%
OSSIPEE	0	0%
SWEPSONVILLE	1	0%
OUT OF COUNTY	6	1%
VILLAGE OF ALAMANCE	0	0%
<b>Total</b>	<b>422</b>	<b>100%</b>

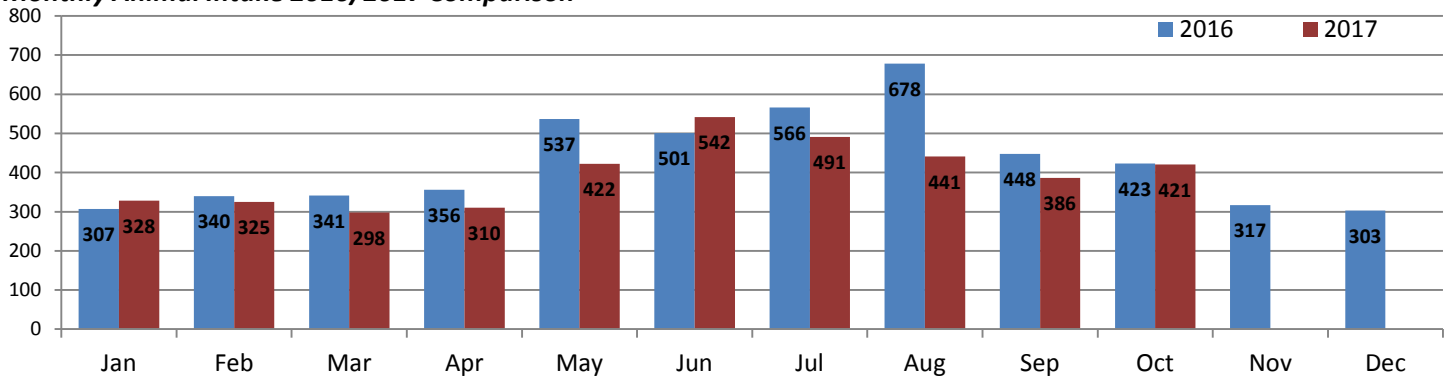
### Intake by Type/ Species



### Intake by Jurisdiction



### Monthly Animal Intake 2016/2017 Comparison



# Burlington Animal Services

Statistical Report- October 2017

## Animal Outcomes

### Live Release Outcomes

	<u>Adult</u> <u>Doq</u>	<u>Puppy</u>	<u>Total</u> <u>Doq</u>	<u>Adult</u> <u>Cat</u>	<u>Kitten</u>	<u>Total</u> <u>Cat</u>	<u>Other</u>	<u>Total</u>	<u>%</u>
<b>Total Live Release</b>	123	14	137	49	97	146	0	<b>283</b>	<b>79%</b>
<b>Placeable <sup>(1)</sup> Live Release</b>									<b>81%</b>

(1) Placeable Live Release = Number of total dispositions less the number of animals that were not candidates for placement. These include pets with untreatable/unmanagable conditions, surrendered for euthanasia, feral cats that were euthanized and animals that arrive dead or died in custody from the total number of animals dispositioned. This number for this month totals 351

21

	<u>Adult</u> <u>Doq</u>	<u>Puppy</u>	<u>Total</u> <u>Doq</u>	<u>Adult</u> <u>Cat</u>	<u>Kitten</u>	<u>Total</u> <u>Cat</u>	<u>Other</u>	<u>Total</u>	<u>% of</u> <u>total</u>
Return to Owner (RTO)	43	4	47	1	0	1	0	48	13%
Adoption	70	7	77	43	73	116	0	193	54%
Rescue Transfer	10	3	13	5	24	29	0	42	12%
Euthanasia	12	0	12	49	10	59	3	74	21%
Died	0	0	0	0	0	0	0	0	0.0%
<b>Total</b>	<b>135</b>	<b>14</b>	<b>149</b>	<b>98</b>	<b>107</b>	<b>205</b>	<b>3</b>	<b>357</b>	<b>100%</b>

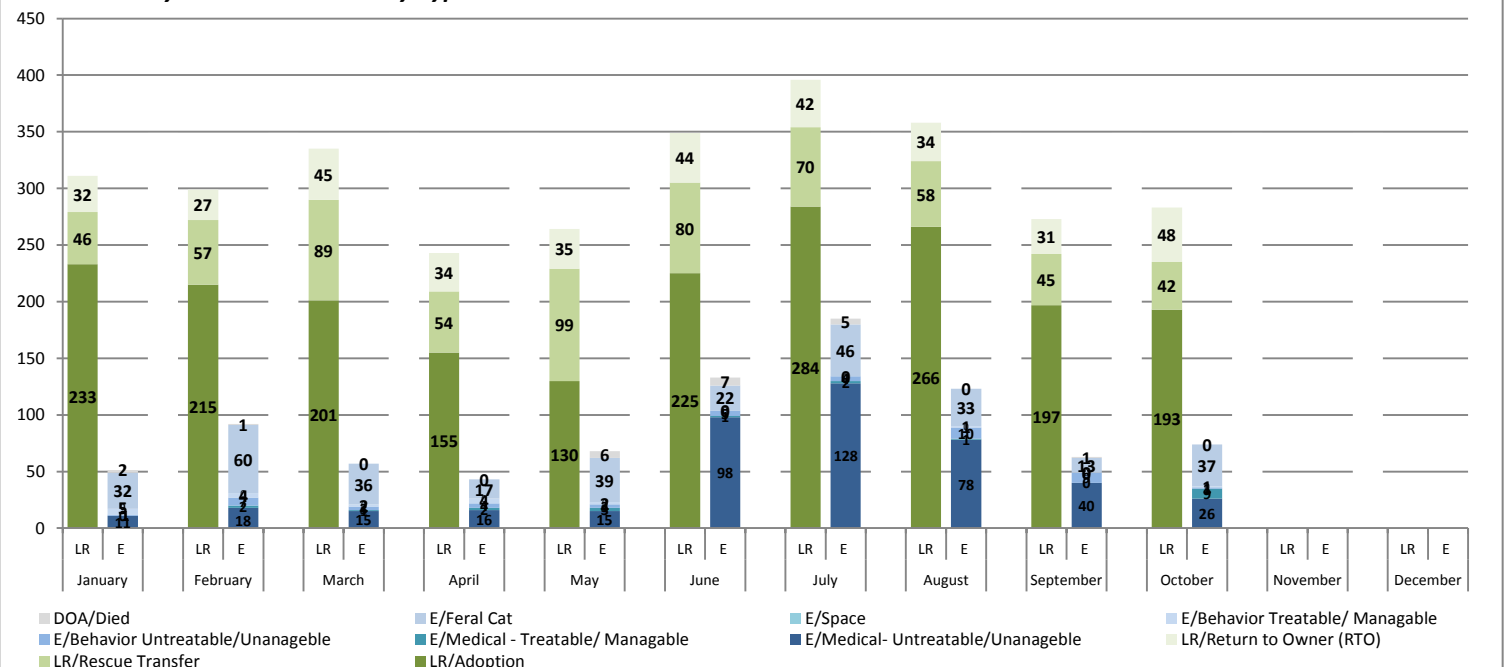
### Euthanasia Reasons

	<u>Adult</u> <u>Doq</u>	<u>Puppy</u>	<u>Total</u> <u>Doq</u>	<u>Adult</u> <u>Cat</u>	<u>Kitten</u>	<u>Total</u> <u>Cat</u>	<u>Other</u>	<u>Total</u>	<u>%Euth</u>
Behavior	2	0	2	0	0	0	0	2	3%
Feral	0	0	0	33	4	37	0	37	50%
Medical	10	0	10	16	6	22	3	35	47%
Space	0	0	0	0	0	0	0	0	0%
<b>Total</b>	<b>12</b>	<b>0</b>	<b>12</b>	<b>49</b>	<b>10</b>	<b>59</b>	<b>3</b>	<b>74</b>	<b>100%</b>

Owner Surrender for Euth (included above)	8	0	8	3	0	3	0	11	15%
--	---	---	---	---	---	---	---	----	-----

### 2017 Monthly Animal Outcomes By Type

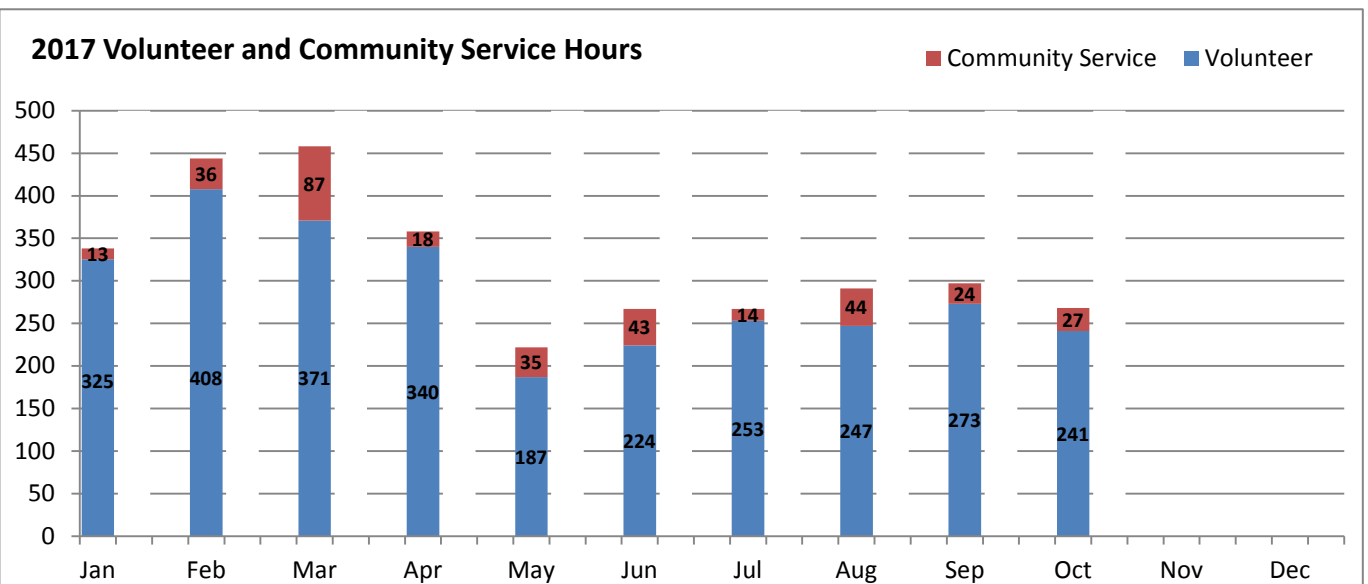
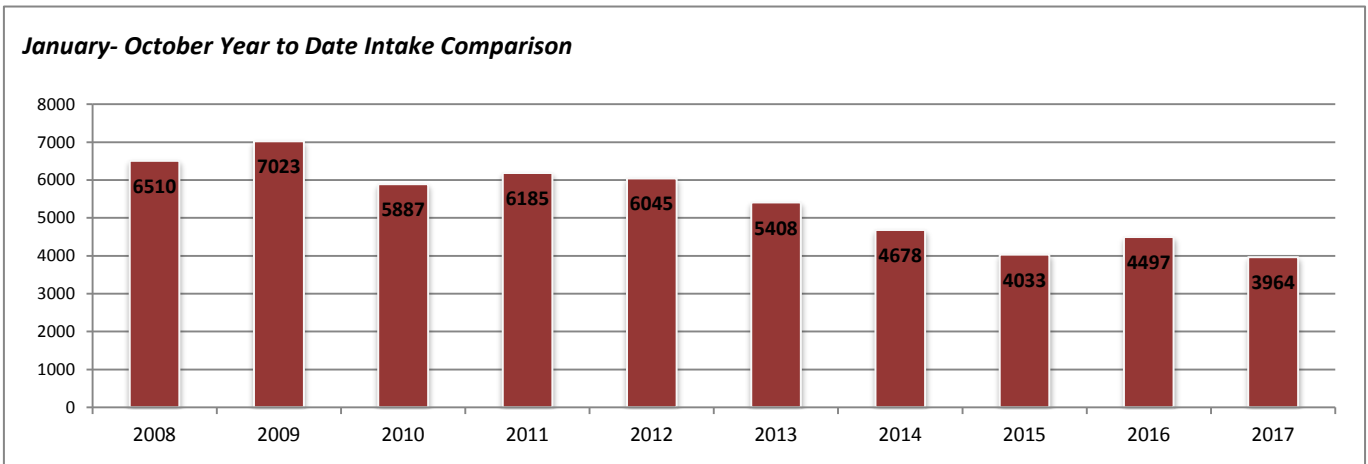
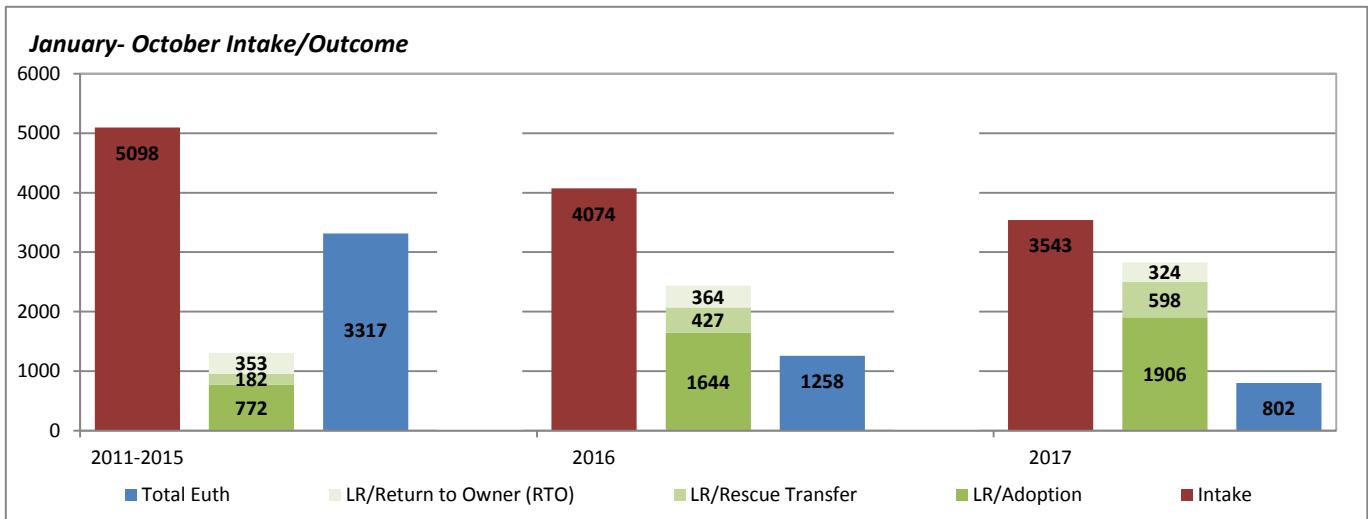
LR= Live Release E= Euthanized or Died



# Burlington Animal Services

Statistical Report- October 2017

## Intake/Outcome Comparison Statistics



# Burlington Animal Services

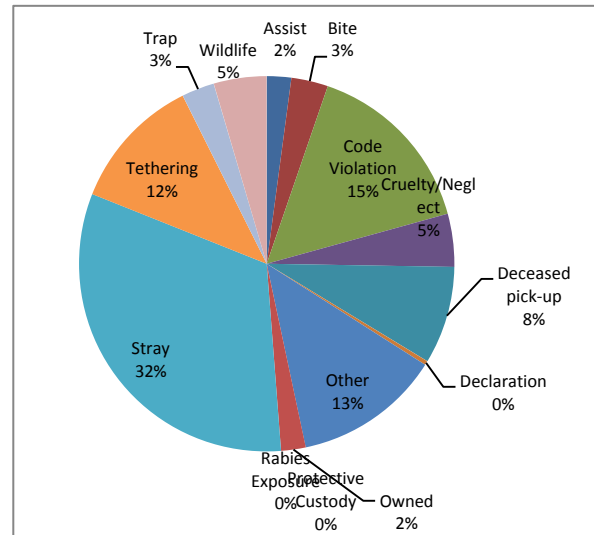
## Statistical Report- October 2017

### Field Services

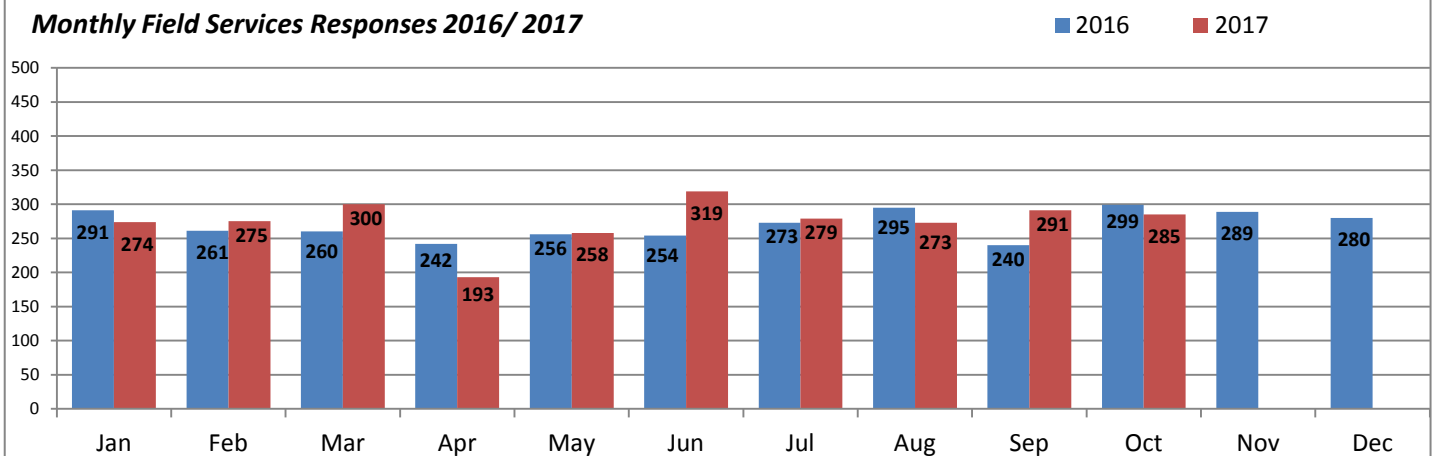
activities related to assisting other agencies such as police or fire, and providing assistance to the public for animal related matters in the field	<b>Assist</b>	<b>6</b>
field activities involving animal bites	<b>Bite</b>	<b>9</b>
field activities related to complaints of code violations involving barking, nuisance, abandoned pets, fowl, over the limit of number of dogs etc	<b>Code Violation</b>	<b>44</b>
field activities involving complaints/ investigations of cruelty and/or neglect	<b>Cruelty/Neglect</b>	<b>13</b>
pick-up and removal of deceased animals	<b>Deceased pick-up</b>	<b>24</b>
(field activities involving § 67-4 and § 130A-200- dangerous and vicious dogs	<b>Declaration</b>	<b>1</b>
field activities not included in the other categories	<b>Other</b>	<b>36</b>
activities related to field pick up of surrendered animals; notice for recovery of owned animal at shelter	<b>Owned</b>	<b>6</b>
field activities involving temporary custody of owned animals	<b>Protective Custody</b>	<b>0</b>
field activities involving potential rabies exposure to human or domestic animal	<b>Rabies Exposure</b>	<b>0</b>
field calls related to domestic animals at large	<b>Stray</b>	<b>92</b>
activities involving complaints related to tethering ordinance	<b>Tethering</b>	<b>33</b>
field activities related to trapping domestic animals	<b>Trap</b>	<b>8</b>
activities related to wildlife	<b>Wildlife</b>	<b>13</b>

**Total 285**

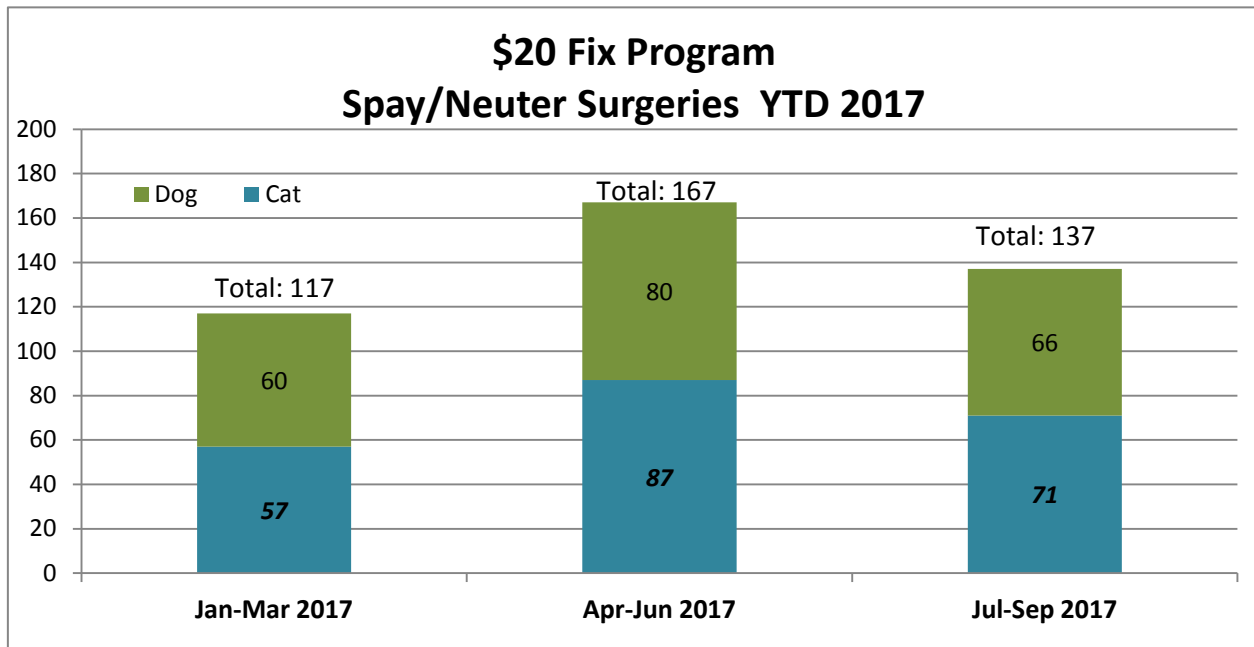
**Average Field Service Responses per day: 9.2**



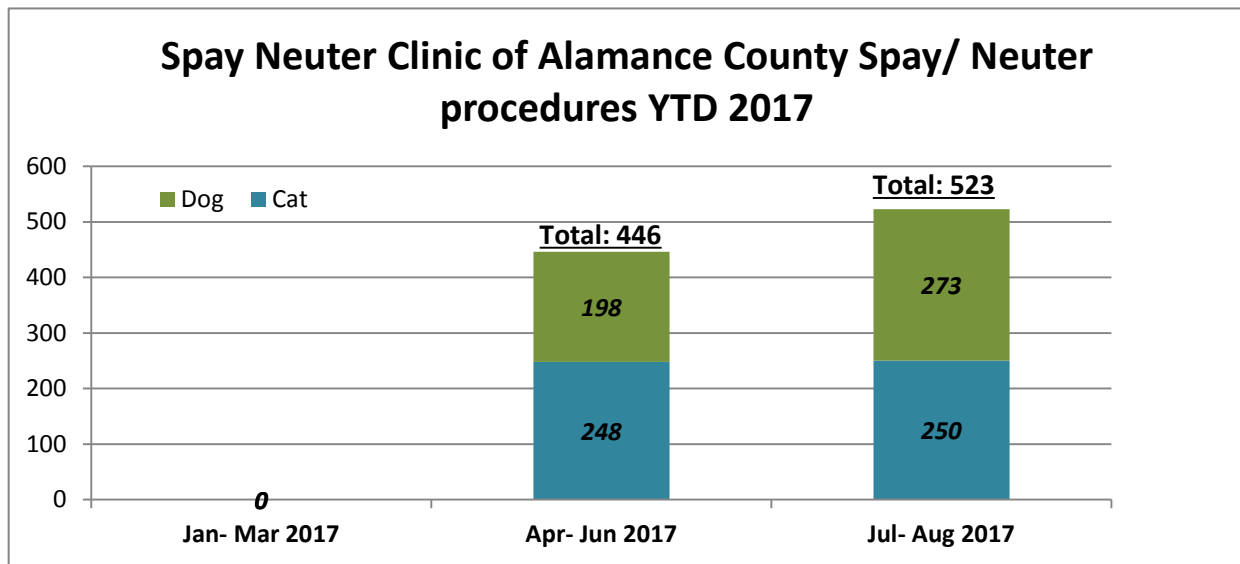
### Monthly Field Services Responses 2016/ 2017



**Community Spay/Neuter**



*Note: The Aniaml Kind \$20 FIX program offers sterilization services for pets belonging to Alamance County residents that meet maximum income requirements at a fee of \$20 or less.*



*Note: Data from the first quarter is 2017 is unavailable as the former contract practitioner unexpectedly and abruptly resigned and departed in early February 2017. The former veterinary contractor did not provide statistical data for the limited services they performed during the month of January and the first part of February. The clinic was closed while operations were transitioned to the new veterinary services provider and operations resumed in April. Under the experienced and skilled leadership of the new veterirny contractor, the clinic has expanded operations to offers low cost spay/neuter and basic wellness services to the community five days per week.*