

**Animal Intakes**

**Intake Types**

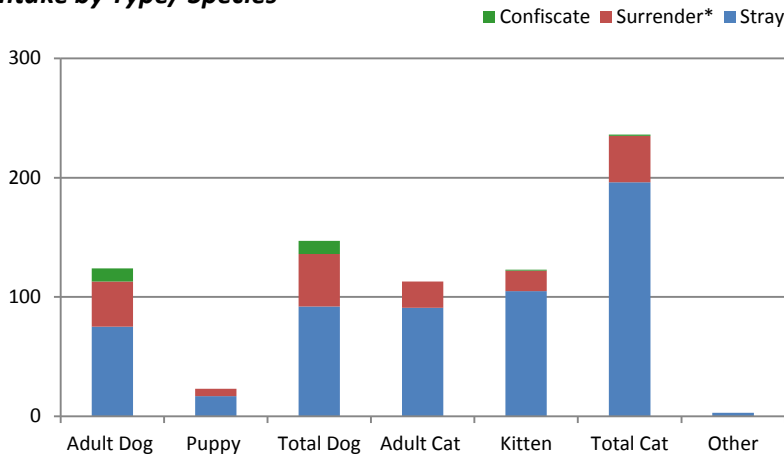
	<u>Adult Dog</u>	<u>Puppy</u>	<u>Total Dog</u>	<u>Adult Cat</u>	<u>Kitten</u>	<u>Total Cat</u>	<u>Other</u>	<u>Total</u>
Stray	75	17	92	91	105	196	3	291
Surrender*	38	6	44	22	17	39	0	83
Confiscate	11	0	11	0	1	1	0	12
<b>Total</b>	<b>124</b>	<b>23</b>	<b>147</b>	<b>113</b>	<b>123</b>	<b>236</b>	<b>3</b>	<b>386</b>

*adoption return	0	6	6	0	2	2	0	8
*Surrender for Euthanasia	10	0	10	3	0	3	0	13

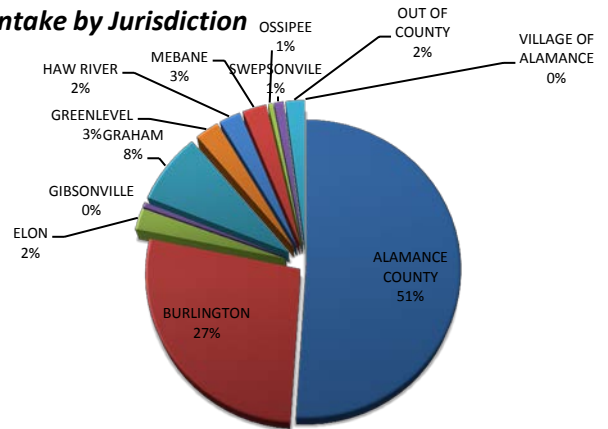
**Intake Jurisdiction**

<u>Jurisdiction</u>	<u>Total</u>	<u>%</u>
ALAMANCE COUNTY	197	51%
BURLINGTON	105	27%
ELON	9	2%
GIBSONVILLE	2	1%
GRAHAM	30	8%
GREENLEVEL	10	3%
HAW RIVER	9	2%
MEBANE	10	3%
OSSIPEE	2	1%
SWEPSONVILLE	4	1%
OUT OF COUNTY	8	2%
VILLAGE OF ALAMANCE	0	0%
<b>Total</b>	<b>386</b>	<b>100%</b>

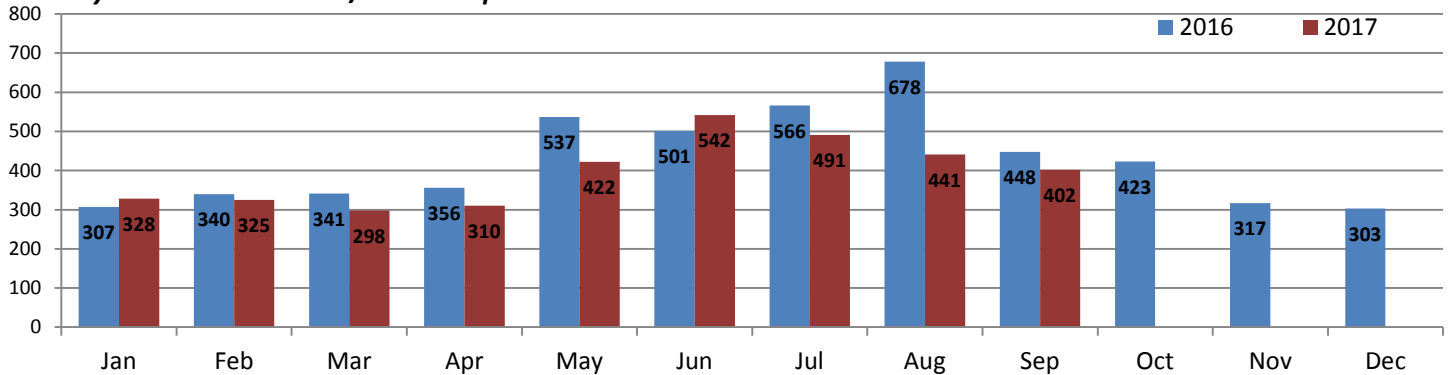
**Intake by Type/ Species**



**Intake by Jurisdiction**



**Monthly Animal Intake 2016/2017 Comparison**



**Animal Outcomes**

**Live Release Outcomes**

	<u>Adult</u> <u>Doq</u>	<u>Puppy</u>	<u>Total</u> <u>Doq</u>	<u>Adult</u> <u>Cat</u>	<u>Kitten</u>	<u>Total</u> <u>Cat</u>	<u>Other</u>	<u>Total</u>	<u>%</u>
<b>Total Live Release</b>	115	21	136	67	69	136	1	<b>273</b>	<b>81%</b>
<b>Placeable <sup>(1)</sup> Live Release</b>									<b>99%</b>

(1) Placeable Live Release = Number of total dispositions less the number of animals that were not candidates for placement. These include pets with untreatable/unmanagable conditions, surrendered for euthanasia, feral cats that were euthanized and animals that arrive dead or died in custody from the total number of animals dispositioned. This number for this month totals 275

**21**

	<u>Adult</u> <u>Doq</u>	<u>Puppy</u>	<u>Total</u> <u>Doq</u>	<u>Adult</u> <u>Cat</u>	<u>Kitten</u>	<u>Total</u> <u>Cat</u>	<u>Other</u>	<u>Total</u>	<u>% of total</u>
Return to Owner (RTO)	30	0	30	0	1	1	0	31	9%
Adoption	67	7	74	61	62	123	0	197	58%
Rescue Transfer	18	14	32	6	6	12	1	45	13%
Euthanasia	20	0	20	28	14	42	1	63	19%
Died	0	0	0	0	1	1	0	1	0.3%
<b>Total</b>	<b>135</b>	<b>21</b>	<b>156</b>	<b>95</b>	<b>84</b>	<b>179</b>	<b>2</b>	<b>337</b>	<b>100%</b>

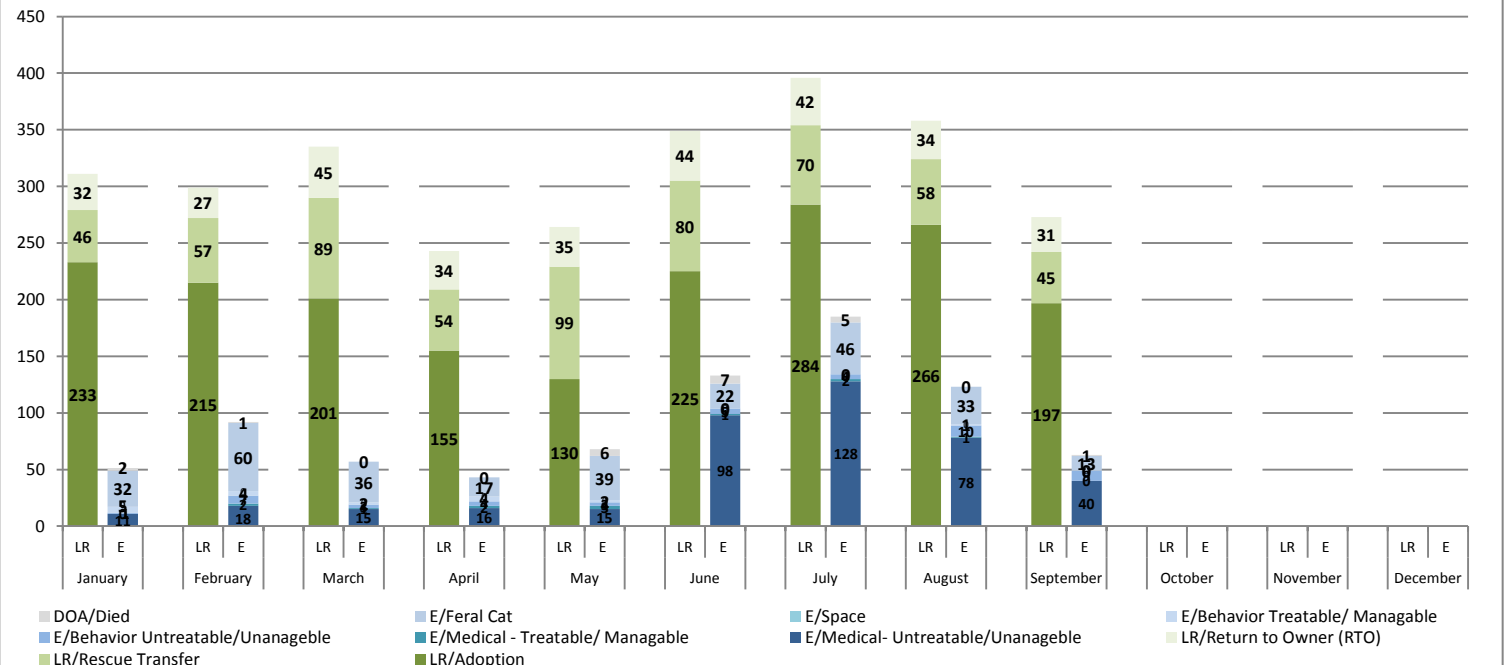
**Euthanasia Reasons**

	<u>Adult</u> <u>Doq</u>	<u>Puppy</u>	<u>Total</u> <u>Doq</u>	<u>Adult</u> <u>Cat</u>	<u>Kitten</u>	<u>Total</u> <u>Cat</u>	<u>Other</u>	<u>Total</u>	<u>%Euth</u>
Behavior	9	0	9	0	0	0	0	9	14%
Feral	0	0	0	13	0	13	0	13	21%
Medical	11	0	11	15	14	29	1	41	65%
Space	0	0	0	0	0	0	0	0	0%
<b>Total</b>	<b>20</b>	<b>0</b>	<b>20</b>	<b>28</b>	<b>14</b>	<b>42</b>	<b>1</b>	<b>63</b>	<b>100%</b>

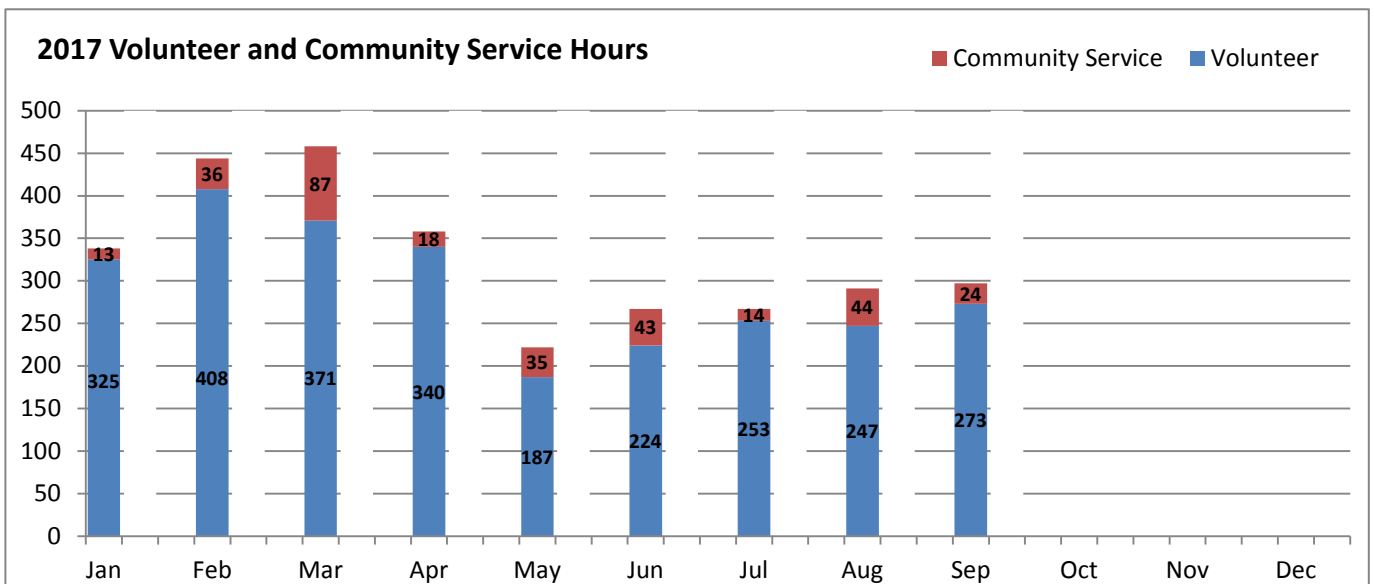
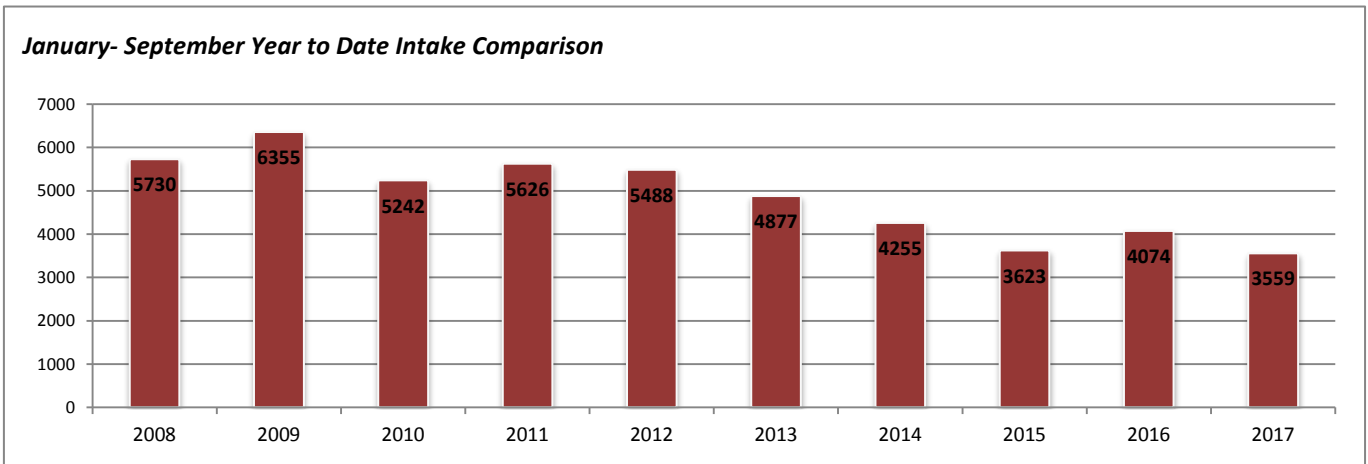
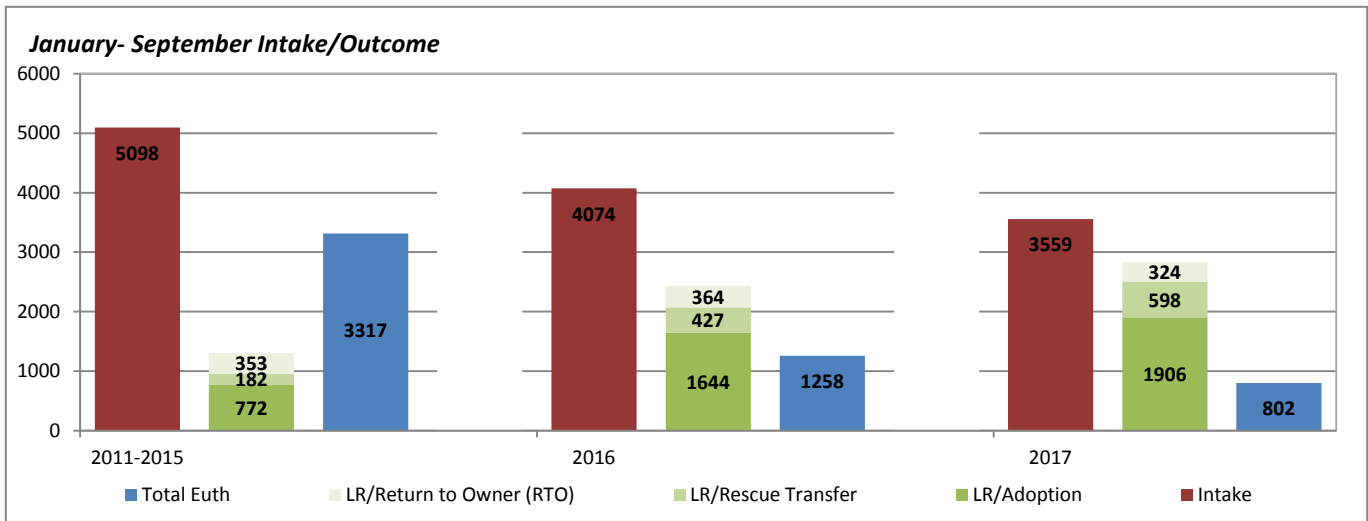
Owner Surrender for Euth (included above)	10	0	10	3	0	3	0	13	21%
--	----	---	----	---	---	---	---	----	-----

**2017 Monthly Animal Outcomes By Type**

LR= Live Release E= Euthanized or Died



**Intake/Outcome Comparison Statistics**



# Burlington Animal Services

## Statistical Report- September 2017

### Field Services

activities related to assisting other agencies such as police or fire, and providing assistance to the public for animal related matters in the field	<b>Assist</b>	<b>6</b>
field activities involving animal bites	<b>Bite</b>	<b>20</b>
field activities related to complaints of code violations involving barking, nuisance, abandoned pets, fowl, over the limit of number of dogs etc	<b>Code Violation</b>	<b>56</b>
field activities involving complaints/ investigations of cruelty and/or neglect	<b>Cruelty/Neglect</b>	<b>32</b>
pick-up and removal of deceased animals	<b>Deceased pick-up</b>	<b>18</b>
(field activities involving § 67-4 and § 130A-200- dangerous and vicious dogs	<b>Declaration</b>	<b>3</b>
field activities not included in the other categories	<b>Other</b>	<b>27</b>
activities related to field pick up of surrendered animals; notice for recovery of owned animal at shelter	<b>Owned</b>	<b>10</b>
field activities involving temporary custody of owned animals	<b>Protective Custody</b>	<b>0</b>
field activities involving potential rabies exposure to human or domestic animal	<b>Rabies Exposure</b>	<b>2</b>
field calls related to domestic animals at large	<b>Stray</b>	<b>79</b>
activities involving complaints related to tethering ordinance	<b>Tethering</b>	<b>29</b>
field activities related to trapping domestic animals	<b>Trap</b>	<b>5</b>
activities related to wildlife	<b>Wildlife</b>	<b>4</b>
	<b>Total</b>	<b>291</b>

**Average Field Service Responses per day: 9.7**

