

Burlington Animal Services

Statistical Report- July 2017

Animal Intakes

Intake Types

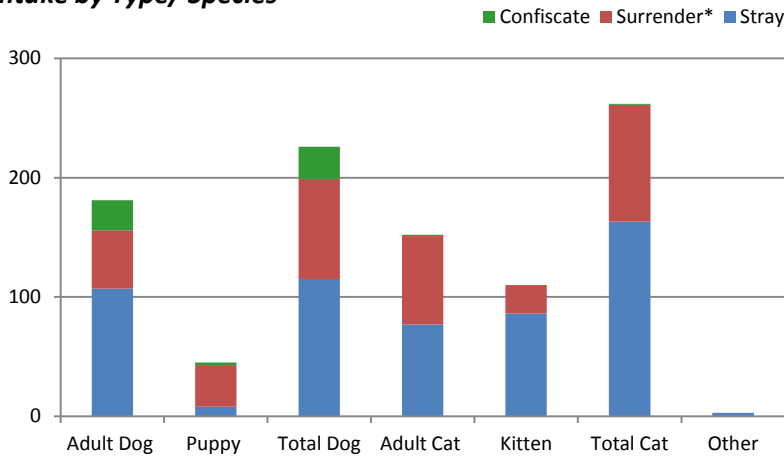
	<u>Adult</u> <u>Dog</u>	<u>Puppy</u>	<u>Total</u> <u>Dog</u>	<u>Adult</u> <u>Cat</u>	<u>Kitten</u>	<u>Total</u> <u>Cat</u>	<u>Other</u>	<u>Total</u>
Stray	107	8	115	77	86	163	3	281
Surrender*	49	35	84	74	24	98	0	182
Confiscate	25	2	27	1	0	1	0	28
Total	181	45	226	152	110	262	3	491

*adoption return	6	2	8	4	0	4	0	12
*Surrender for Euthanasia	9	0	9	5	0	5	0	14

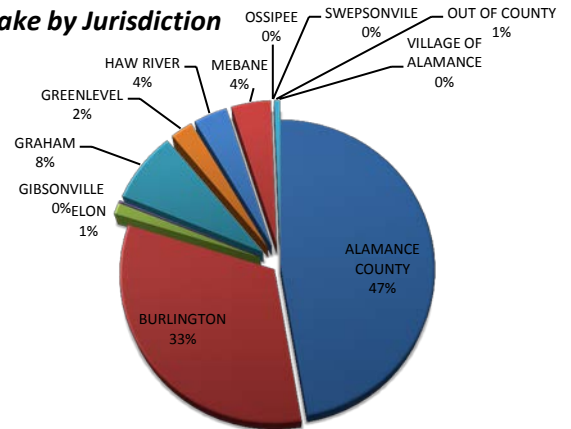
Intake Jurisdiction

<u>Jurisdiction</u>	<u>Total</u>	<u>%</u>
ALAMANCE COUNTY	232	47%
BURLINGTON	160	33%
ELON	6	1%
GIBSONVILLE	1	0%
GRAHAM	38	8%
GREENLEVEL	12	2%
HAW RIVER	18	4%
MEBANE	21	4%
OSSIPEE	0	0%
SWEPSONVILLE	0	0%
OUT OF COUNTY	3	1%
VILLAGE OF ALAMANCE	0	0%
Total	491	100%

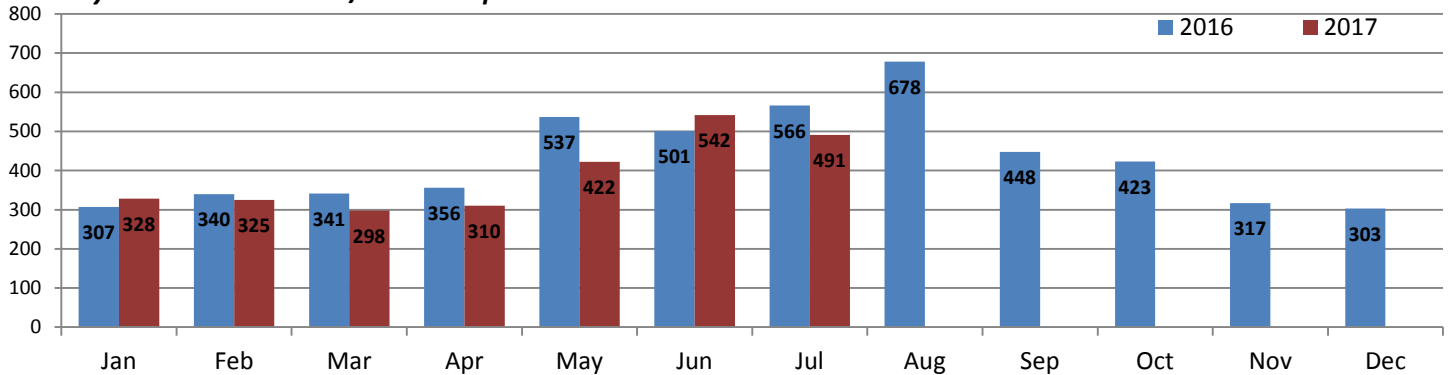
Intake by Type/ Species



Intake by Jurisdiction



Monthly Animal Intake 2016/2017 Comparison



Burlington Animal Services

Statistical Report- July 2017

Animal Outcomes

Live Release Outcomes

	<u>Adult</u> <u>Doq</u>	<u>Puppy</u>	<u>Total</u> <u>Doq</u>	<u>Adult</u> <u>Cat</u>	<u>Kitten</u>	<u>Total</u> <u>Cat</u>	<u>Other</u>	<u>Total</u>	<u>%</u>
Total Live Release	161	55	216	62	114	176	4	396	72%
Placeable ⁽¹⁾ Live Release									94%

(1) Placeable Live Release = Number of total dispositions less the number of animals that were not candidates for placement. These include pets with untreatable/unmanageable conditions, surrendered for euthanasia, feral cats that were euthanized and animals that arrive dead or died in custody from the total number of animals dispositioned. This number for this month totals 420

Total Outcomes

	<u>Adult</u> <u>Doq</u>	<u>Puppy</u>	<u>Total</u> <u>Doq</u>	<u>Adult</u> <u>Cat</u>	<u>Kitten</u>	<u>Total</u> <u>Cat</u>	<u>Other</u>	<u>Total</u>	<u>% of total</u>
Return to Owner (RTO)	40	0	40	2	0	2	0	42	8%
Adoption	107	25	132	58	90	148	4	284	52%
Rescue Transfer	14	30	44	2	24	26	0	70	13%
Euthanasia	20	1	21	104	20	124	1	146	27%
Died	0	1	1	0	4	4	0	5	0.9%
Total	181	57	238	166	138	304	5	547	100%

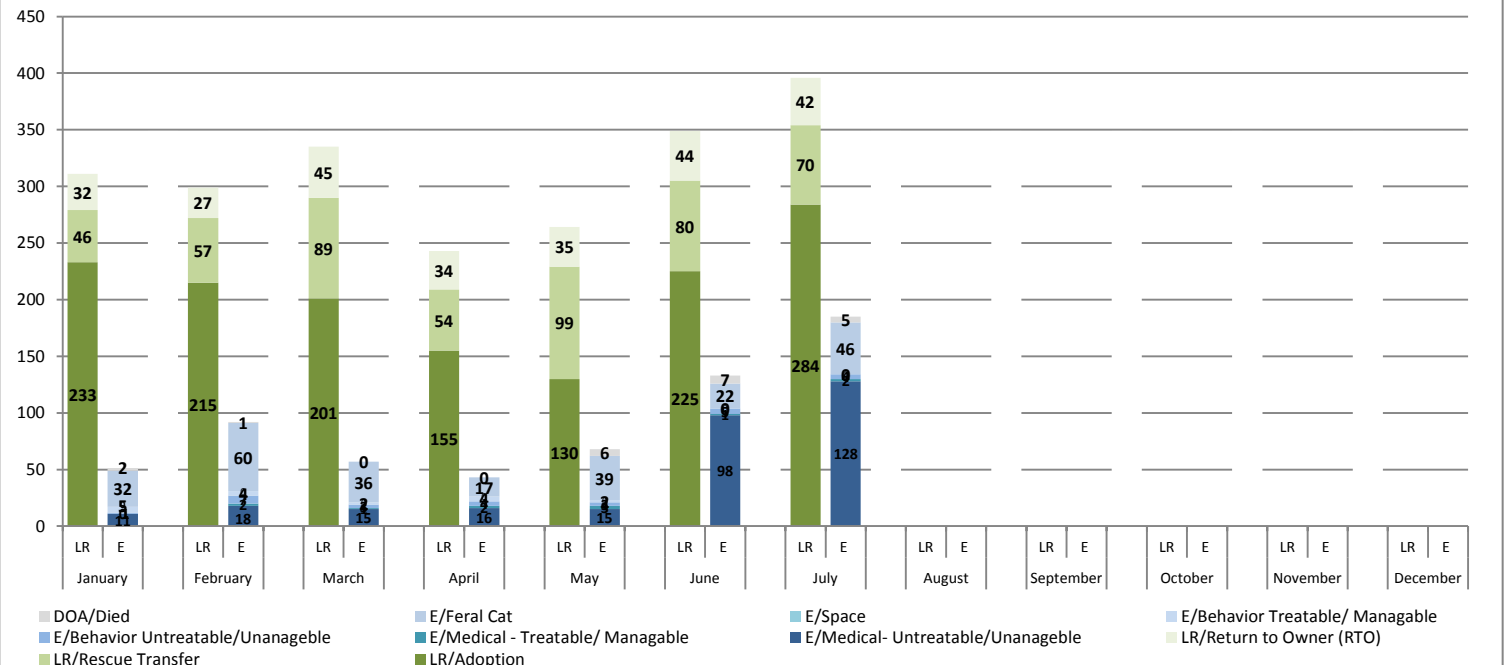
Euthanasia Reasons

	<u>Adult</u> <u>Doq</u>	<u>Puppy</u>	<u>Total</u> <u>Doq</u>	<u>Adult</u> <u>Cat</u>	<u>Kitten</u>	<u>Total</u> <u>Cat</u>	<u>Other</u>	<u>Total</u>	<u>%Euth</u>
Behavior	4	0	4	0	0	0	0	4	2%
Feral	0	0	0	46	0	46	0	46	26%
Medical	16	1	17	58	53	111	1	129	72%
Space	0	0	0	0	0	0	0	0	0%
Total	20	1	21	104	53	157	1	179	100%

Owner Surrender for Euth (included above)	9	0	9	5	0	5	0	14	8%
--	---	---	---	---	---	---	---	----	----

2017 Monthly Animal Outcomes By Type

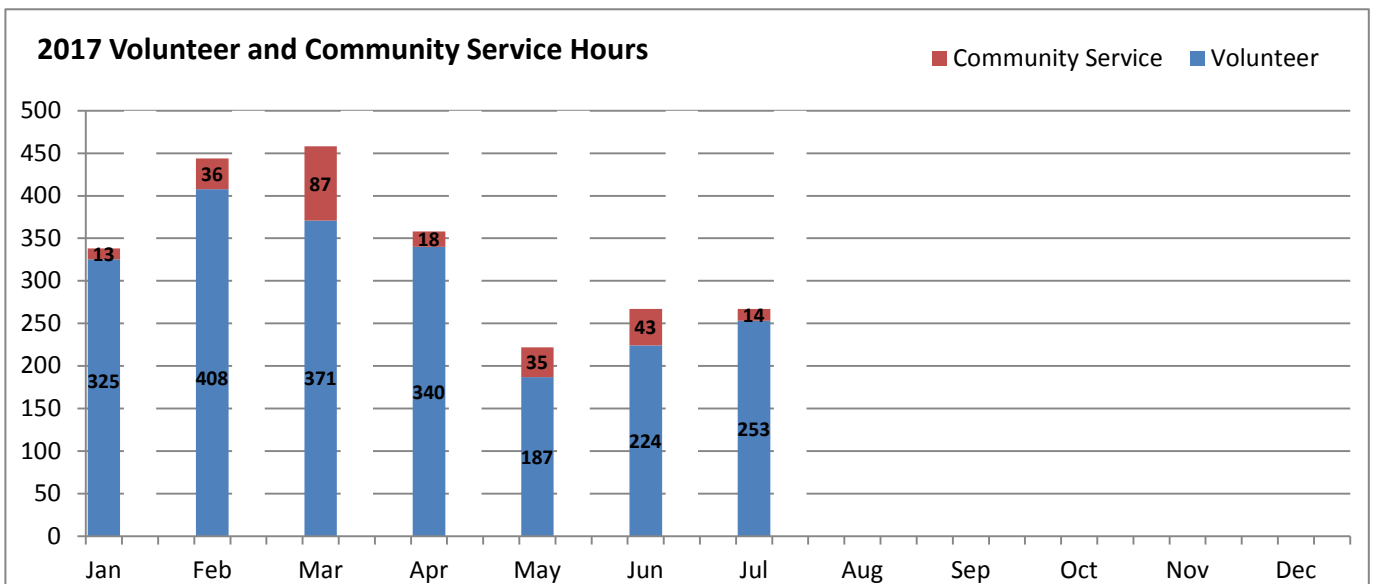
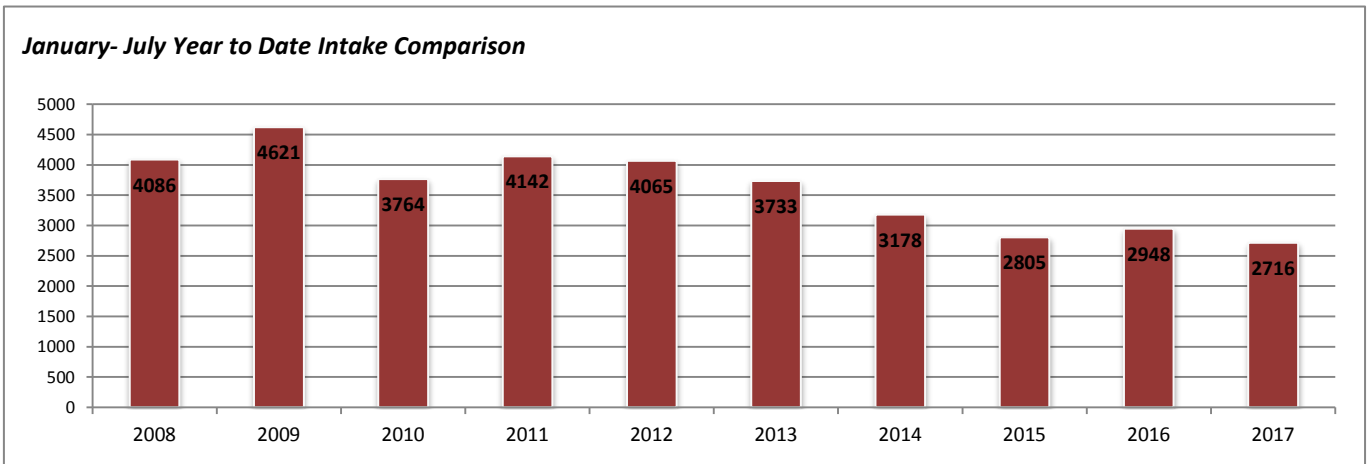
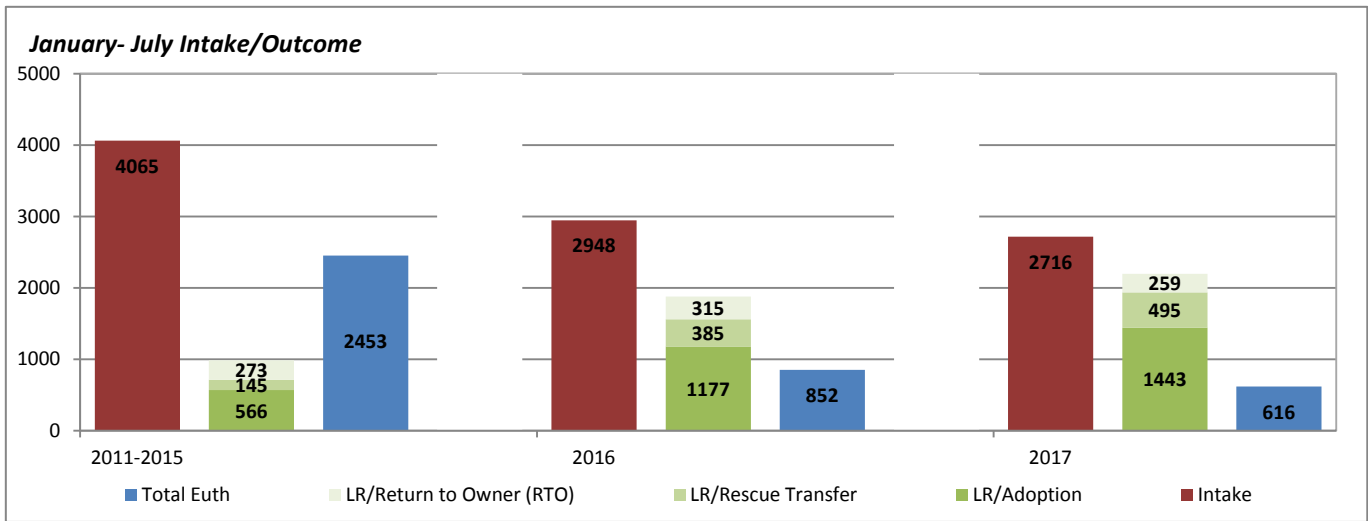
LR= Live Release E= Euthanized or Died



Burlington Animal Services

Statistical Report- July 2017

Intake/Outcome Comparison Statistics



Burlington Animal Services

Statistical Report- July 2017

Field Services

activities related to assisting other agencies such as police or fire, and providing assistance to the public for animal related matters in the field	Assist	3
field activities involving animal bites	Bite	18
field activities related to complaints of code violations involving barking, nuisance, abandoned pets, fowl, over the limit of number of dogs etc	Code Violation	32
field activities involving complaints/ investigations of cruelty and/or neglect	Cruelty/Neglect	39
pick-up and removal of deceased animals	Deceased pick-up	20
(field activities involving § 67-4 and § 130A-200- dangerous and vicious dogs	Declaration	0
field activities not included in the other categories	Other	30
activities related to field pick up of surrendered animals; notice for recovery of owned animal at shelter	Owned	6
field activities involving temporary custody of owned animals	Protective Custody	0
field activities involving potential rabies exposure to human or domestic animal	Rabies Exposure	2
field calls related to domestic animals at large	Stray	58
activities involving complaints related to tethering ordinance	Tethering	33
field activities related to trapping domestic animals	Trap	24
activities related to wildlife	Wildlife	14
	Total	279

Average Field Service Responses per day: 9.0

