

Burlington Animal Services

Statistical Report- June 2017

Animal Intakes

Intake Types

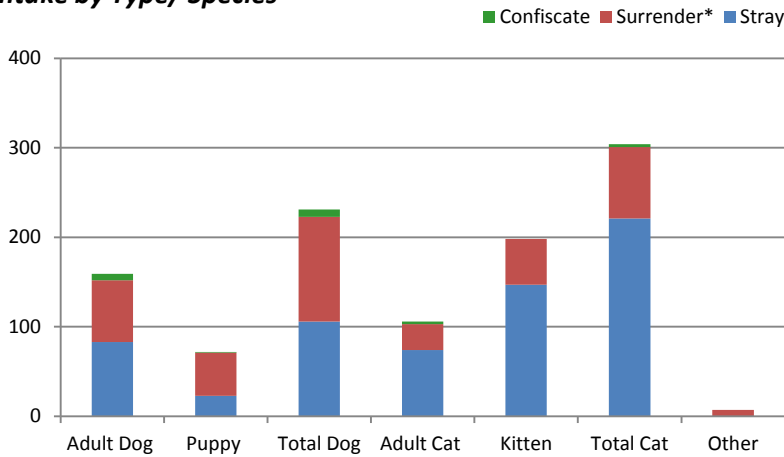
	<u>Adult Dog</u>	<u>Puppy</u>	<u>Total Dog</u>	<u>Adult Cat</u>	<u>Kitten</u>	<u>Total Cat</u>	<u>Other</u>	<u>Total</u>
Stray	83	23	106	74	147	221	0	327
Surrender*	69	48	117	29	51	80	7	204
Confiscate	7	1	8	3	0	3	0	11
Total	159	72	231	106	198	304	7	542

*adoption return	4	0	4	1	0	1	0	5
*Surrender for Euthanasia	12	0	12	3	0	3	0	15

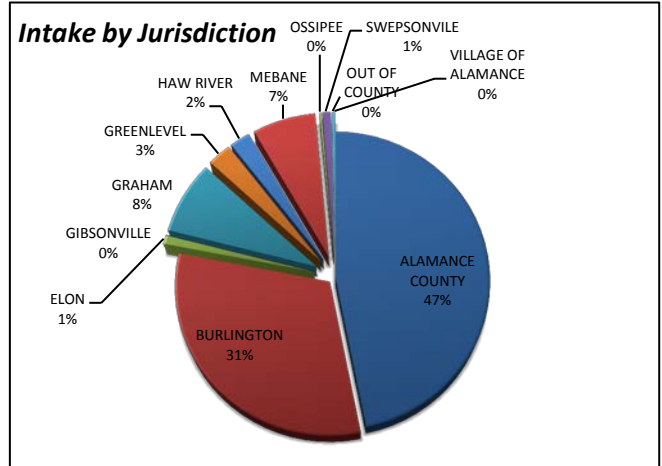
Intake Jurisdiction

<u>Jurisdiction</u>	<u>Total</u>	<u>%</u>
ALAMANCE COUNTY	254	47%
BURLINGTON	169	31%
ELON	5	1%
GIBSONVILLE	0	0%
GRAHAM	43	8%
GREENLEVEL	14	3%
HAW RIVER	12	2%
MEBANE	37	7%
OSSIPEE	1	0%
SWEPSONVILLE	5	1%
OUT OF COUNTY	2	0%
VILLAGE OF ALAMANCE	0	0%
Total	542	100%

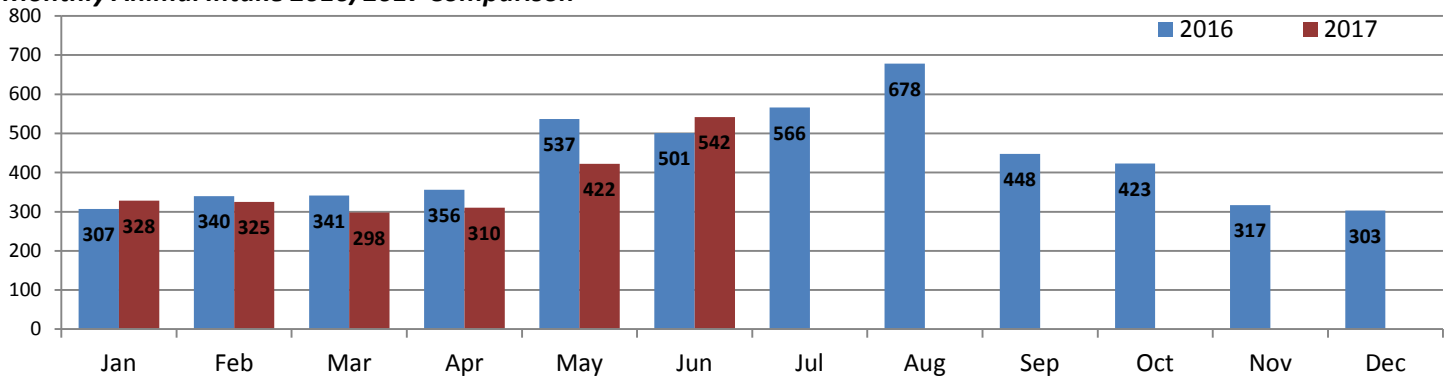
Intake by Type/ Species



Intake by Jurisdiction



Monthly Animal Intake 2016/2017 Comparison



Burlington Animal Services

Statistical Report- June 2017

Animal Outcomes

Live Release Outcomes

	<u>Adult</u> <u>Doq</u>	<u>Puppy</u>	<u>Total</u> <u>Doq</u>	<u>Adult</u> <u>Cat</u>	<u>Kitten</u>	<u>Total</u> <u>Cat</u>	<u>Other</u>	<u>Total</u>	<u>%</u>
Total Live Release	129	60	189	51	98	149	11	349	72%
Placeable ⁽¹⁾ Live Release									99.7%

(1) Placeable Live Release = Number of total dispositions less the number of animals that were not candidates for placement. These include pets with untreatable/unmanagable conditions, surrendered for euthanasia, feral cats that were euthanized and animals that arrive dead or died in custody from the total number of animals dispositioned. This number for this month totals 350

Total Outcomes

	<u>Adult</u> <u>Doq</u>	<u>Puppy</u>	<u>Total</u> <u>Doq</u>	<u>Adult</u> <u>Cat</u>	<u>Kitten</u>	<u>Total</u> <u>Cat</u>	<u>Other</u>	<u>Total</u>	<u>% of</u> <u>total</u>
Return to Owner (RTO)	33	1	34	8	0	8	2	44	9%
Adoption	77	22	99	32	85	117	9	225	47%
Rescue Transfer	19	37	56	11	13	24	0	80	17%
Euthanasia	15	1	16	37	70	107	3	126	26%
Died	0	0	0	1	6	7	0	7	1.5%
Total	144	61	205	89	174	263	14	482	100%

Euthanasia Reasons

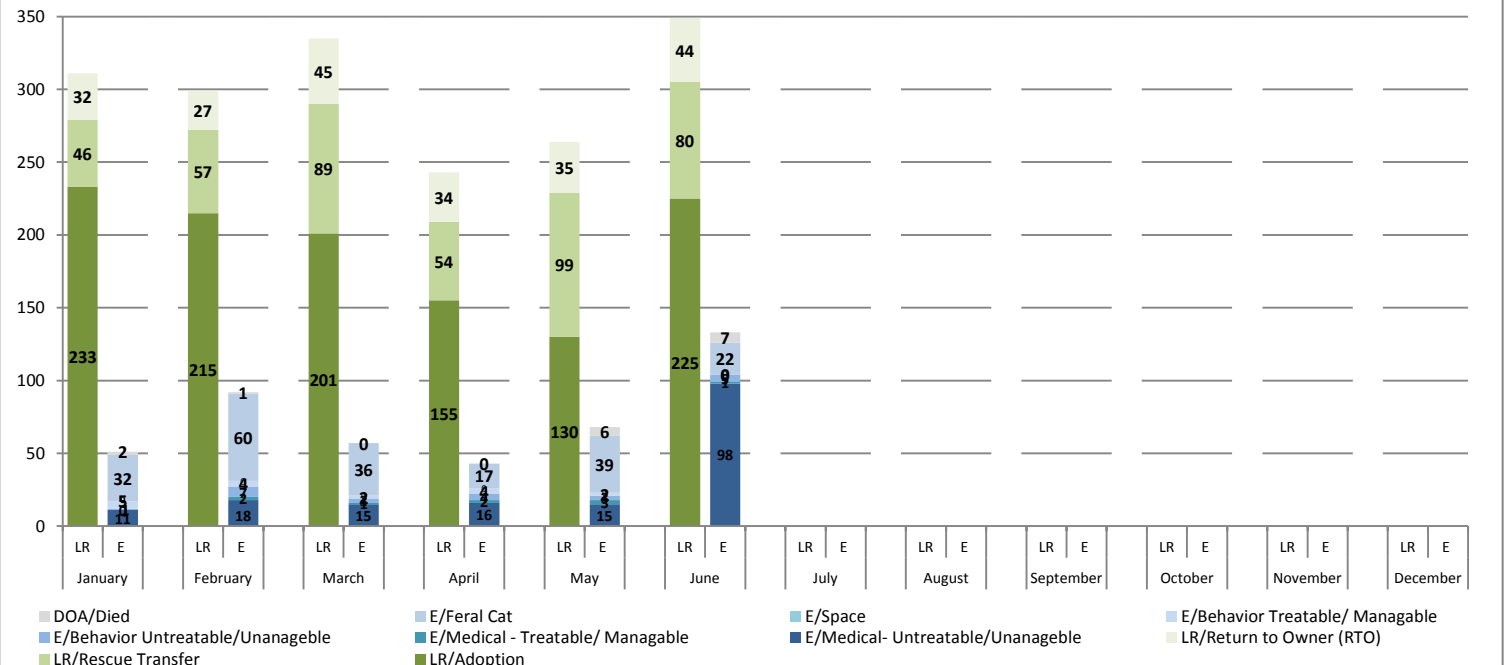
	<u>Adult</u> <u>Doq</u>	<u>Puppy</u>	<u>Total</u> <u>Doq</u>	<u>Adult</u> <u>Cat</u>	<u>Kitten</u>	<u>Total</u> <u>Cat</u>	<u>Other</u>	<u>Total</u>	<u>%Euth</u>
Behavior	5	0	5	0	0	0	0	5	4%
Feral	0	0	0	22	0	22	0	22	18%
Medical	10	1	11	15	70	85	0	96	78%
Space	0	0	0	0	0	0	0	0	0%
Total	15	1	16	37	70	107	0	123	100%

Owner Surrender for Euth
(included above)

	12	0	12	3	0	3	0	15	12%
--	----	---	----	---	---	---	---	----	-----

2017 Monthly Animal Outcomes By Type

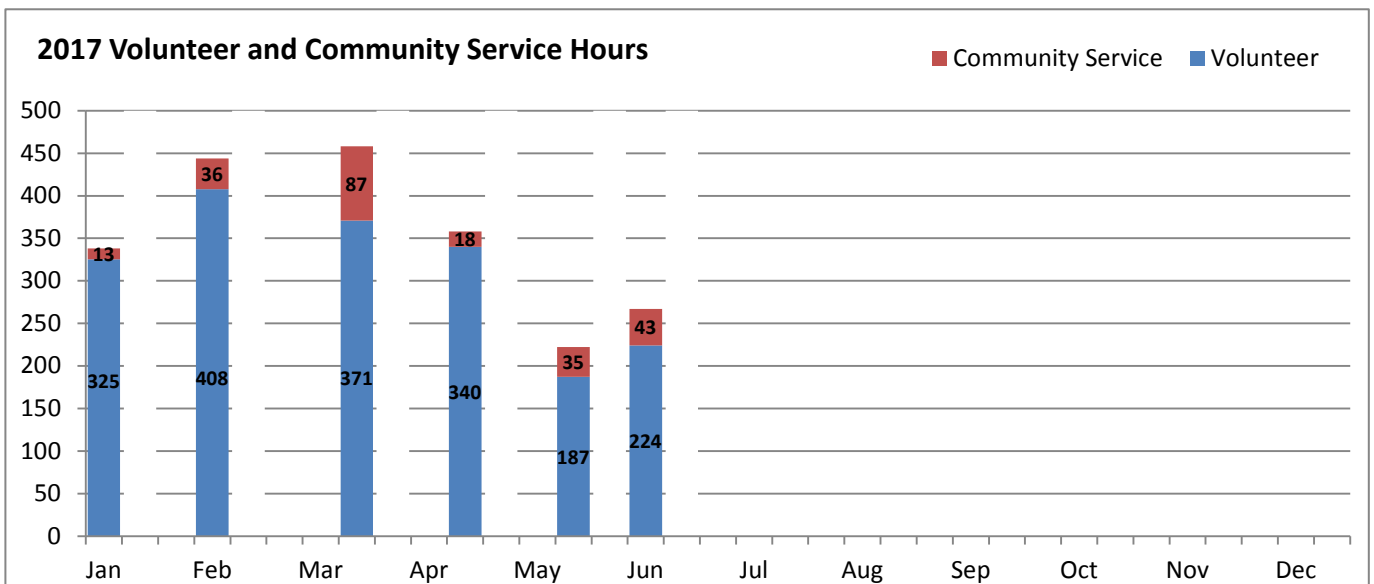
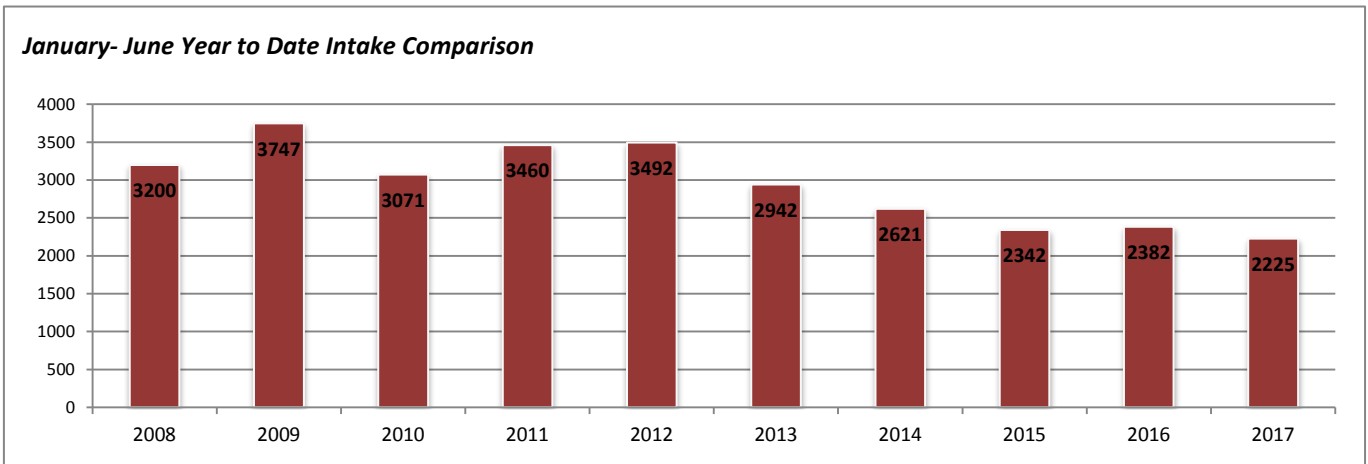
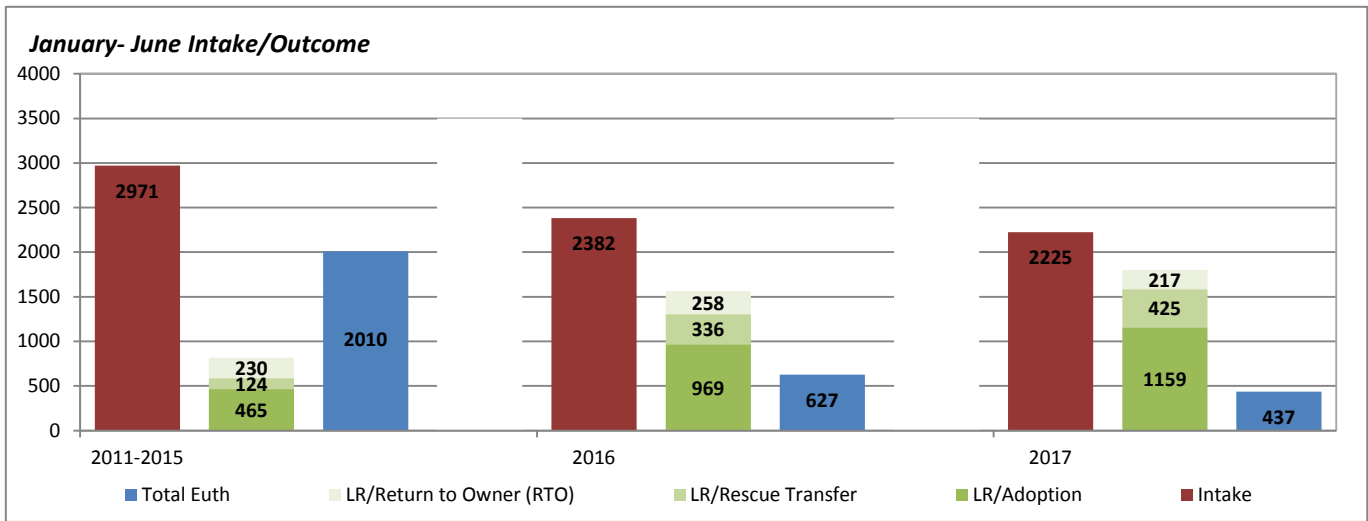
LR= Live Release E= Euthanized or Died



Burlington Animal Services

Statistical Report- June 2017

Intake/Outcome Comparison Statistics



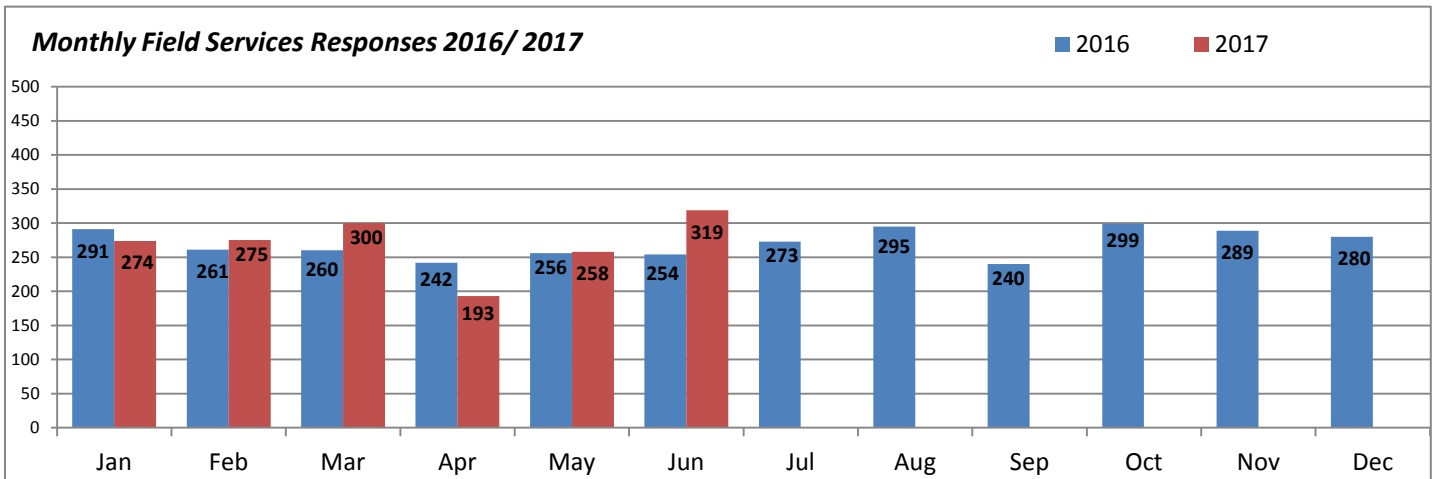
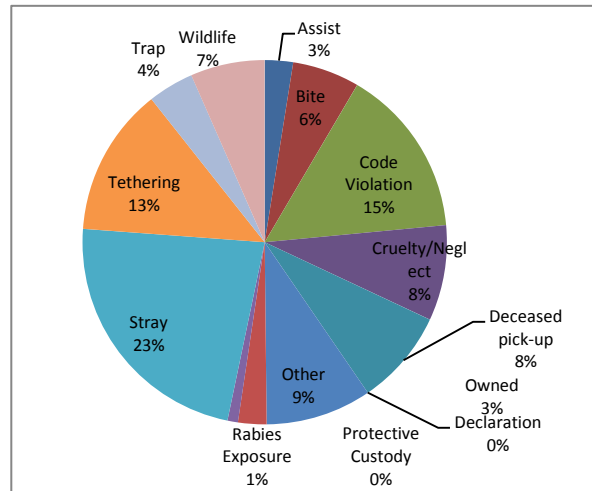
Burlington Animal Services

Statistical Report- June 2017

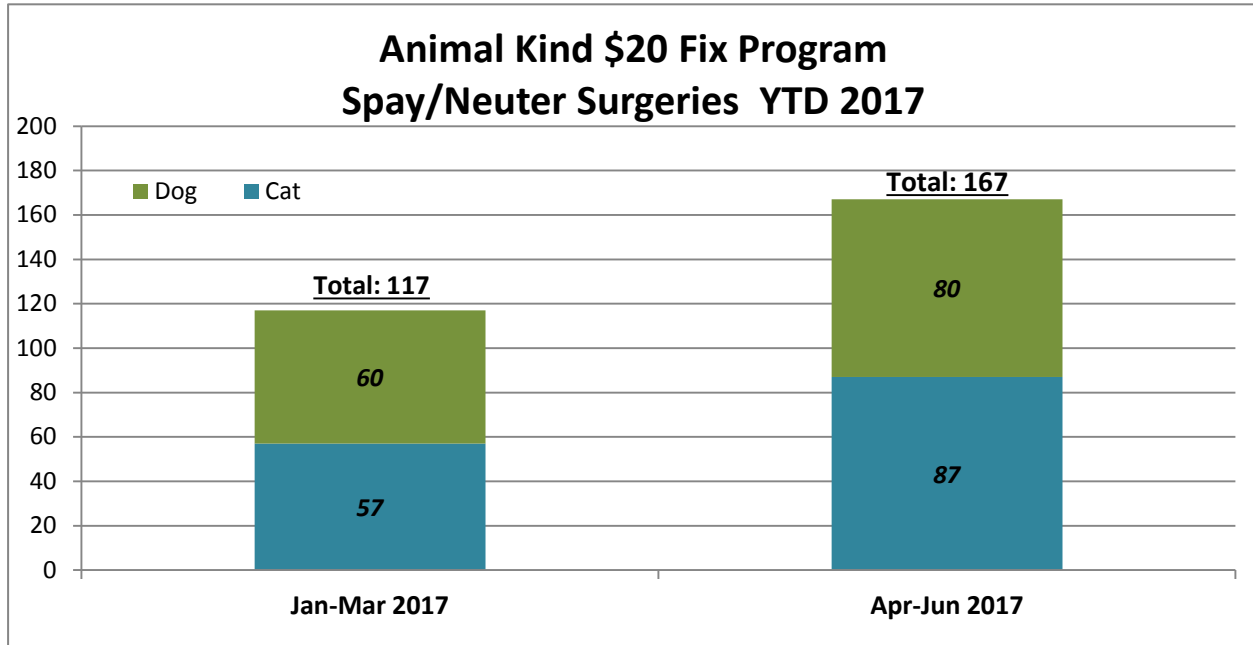
Field Services

activities related to assisting other agencies such as police or fire, and providing assistance to the public for animal related matters in the field	Assist	8
field activities involving animal bites	Bite	19
field activities related to complaints of code violations involving barking, nuisance, abandoned pets, fowl, over the limit of number of dogs etc	Code Violation	48
field activities involving complaints/ investigations of cruelty and/or neglect	Cruelty/Neglect	27
pick-up and removal of deceased animals	Deceased pick-up	27
(field activities involving § 67-4 and § 130A-200- dangerous and vicious dogs	Declaration	0
field activities not included in the other categories	Other	30
activities related to field pick up of surrendered animals; notice for recovery of owned animal at shelter	Owned	8
field activities involving temporary custody of owned animals	Protective Custody	0
field activities involving potential rabies exposure to human or domestic animal	Rabies Exposure	3
field calls related to domestic animals at large	Stray	73
activities involving complaints related to tethering ordinance	Tethering	42
field activities related to trapping domestic animals	Trap	13
activities related to wildlife	Wildlife	21
		Total 319

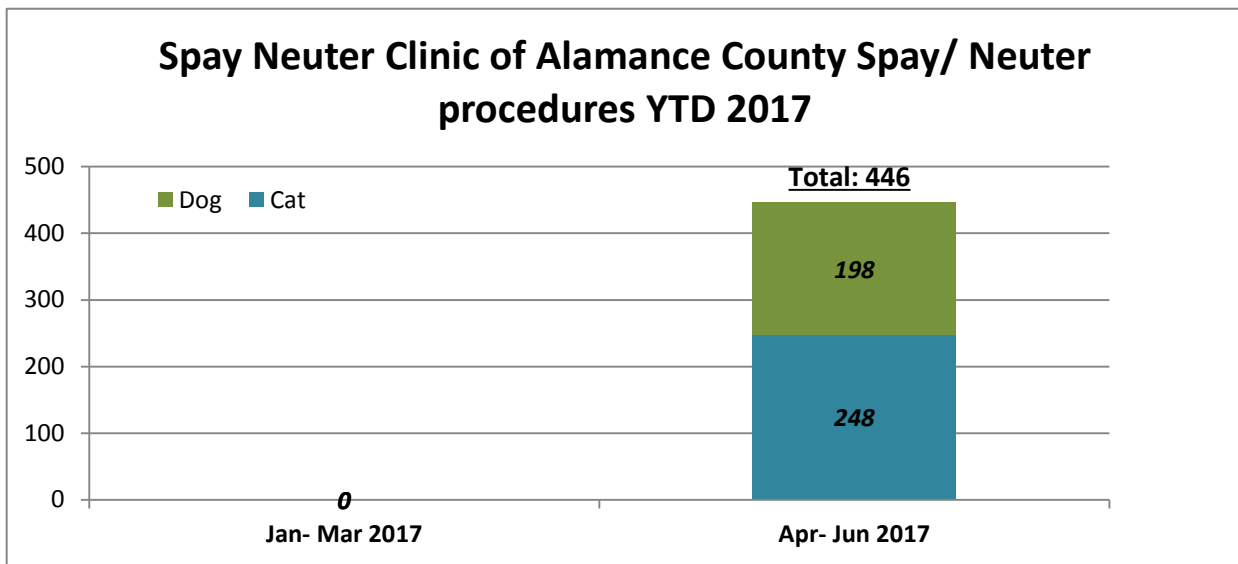
Average Field Service Responses per day: 10.6



Community Spay/Neuter



Note: The Animal Kind \$20 FIX program offers sterilization services for pets belonging to Alamance County residents that meet maximum income requirements at a fee of \$20 or less.



Note: Data from the first quarter of 2017 is unavailable as the former contract practitioner unexpectedly and abruptly resigned and departed in early February 2017. The former veterinary contractor did not provide statistical data for the limited services they performed during the month of January and the first part of February. The clinic was closed while operations were transitioned to the new veterinary services provider and operations resumed in April. Under the experienced and skilled leadership of the new veterinary contractor, the clinic has expanded operations to offer low cost spay/neuter and basic wellness services to the community five days per week.