

Burlington Animal Services

Statistical Report- May 2017

Animal Intakes

Intake Types

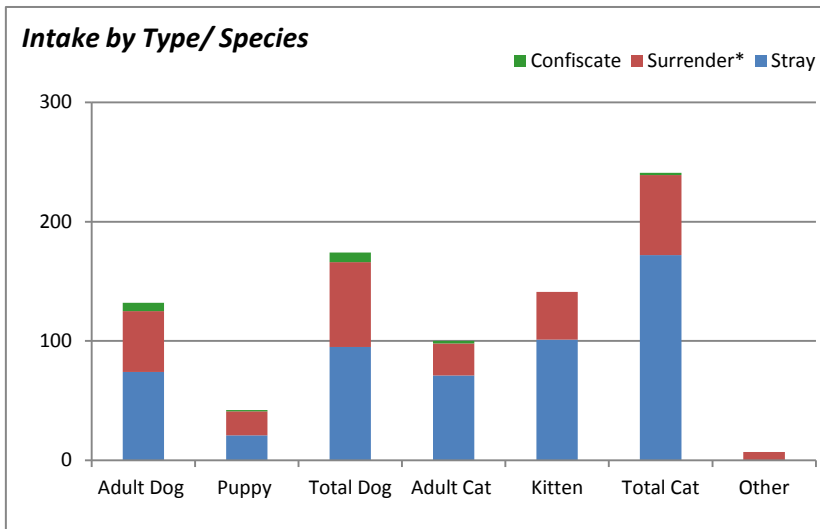
	<u>Adult Dog</u>	<u>Puppy</u>	<u>Total Dog</u>	<u>Adult Cat</u>	<u>Kitten</u>	<u>Total Cat</u>	<u>Other</u>	<u>Total</u>
Stray	74	21	95	71	101	172	0	267
Surrender*	51	20	71	27	40	67	7	145
Confiscate	7	1	8	2	0	2	0	10
Total	132	42	174	100	141	241	7	422

*adoption return	6	0	6	1	0	1	0	7
*Surrender for Euthanasia	10	0	10	1	0	1	0	11

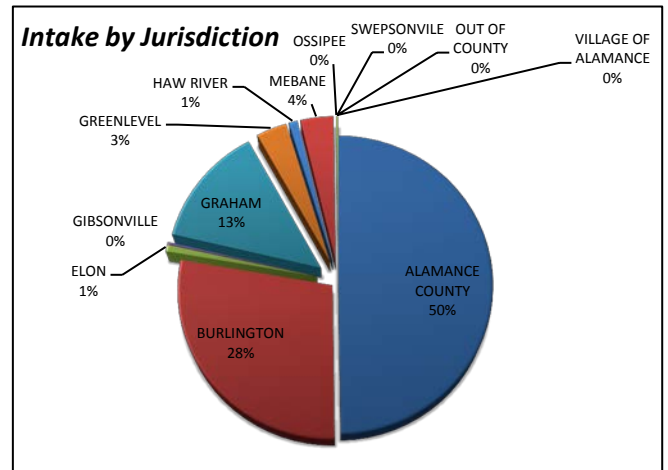
Intake Jurisdiction

<u>Jurisdiction</u>	<u>Total</u>	<u>%</u>
ALAMANCE COUNTY	210	50%
BURLINGTON	118	28%
ELON	3	1%
GIBSONVILLE	1	0%
GRAHAM	56	13%
GREENLEVEL	14	3%
HAW RIVER	4	1%
MEBANE	15	4%
OSSIPEE	1	0%
SWEPSONVILLE	0	0%
OUT OF COUNTY	0	0%
VILLAGE OF ALAMANCE	0	0%
Total	422	100%

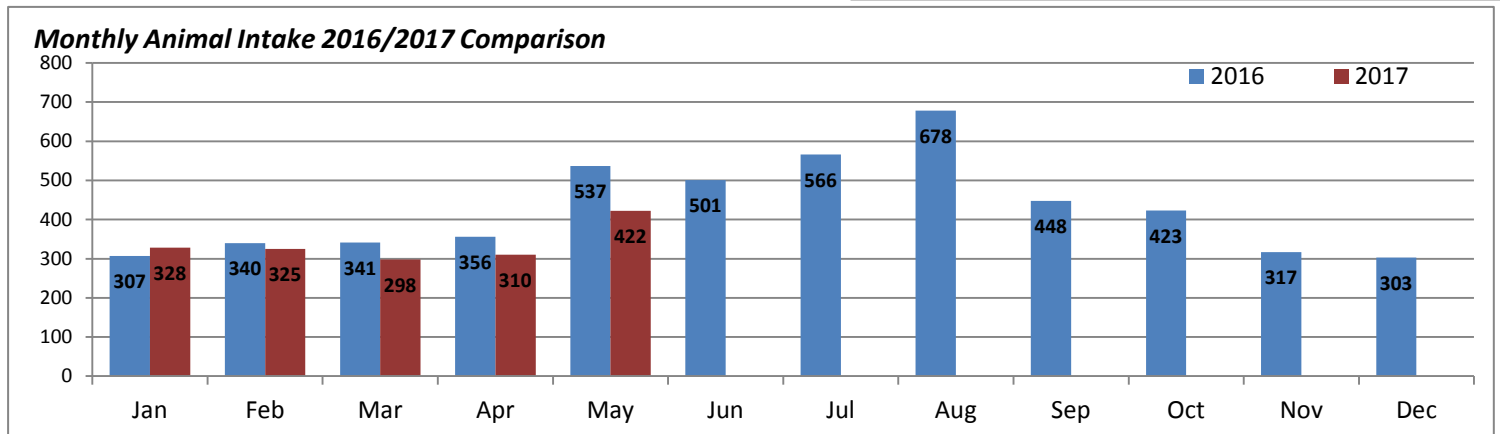
Intake by Type/ Species



Intake by Jurisdiction



Monthly Animal Intake 2016/2017 Comparison



Burlington Animal Services

Statistical Report- May 2017

Animal Outcomes

Live Release Outcomes

	<u>Adult</u> <u>Doq</u>	<u>Puppy</u>	<u>Total</u> <u>Doq</u>	<u>Adult</u> <u>Cat</u>	<u>Kitten</u>	<u>Total</u> <u>Cat</u>	<u>Other</u>	<u>Total</u>	<u>%</u>
Total Live Release	112	14	126	49	65	114	3	243	78%
Placeable ⁽¹⁾ Live Release									98%

(1) Placeable Live Release = Number of total dispositions less the number of animals that were not candidates for placement. These include pets with untreatable/unmanageable conditions, surrendered for euthanasia, feral cats that were euthanized and animals that arrive dead or died in custody from the total number of animals dispositioned. This number for this month totals 249

Total Outcomes

	<u>Adult</u> <u>Doq</u>	<u>Puppy</u>	<u>Total</u> <u>Doq</u>	<u>Adult</u> <u>Cat</u>	<u>Kitten</u>	<u>Total</u> <u>Cat</u>	<u>Other</u>	<u>Total</u>	<u>% of total</u>
Return to Owner (RTO)	27	4	31	4	0	4	0	35	11%
Adoption	63	10	73	33	21	54	3	130	42%
Rescue Transfer	22	0	22	12	44	56	0	78	25%
Euthanasia	15	0	15	41	6	47	0	62	20%
Died	0	2	2	1	3	4	0	6	1.9%
Total	127	16	143	91	74	165	3	311	100%

Euthanasia Reasons

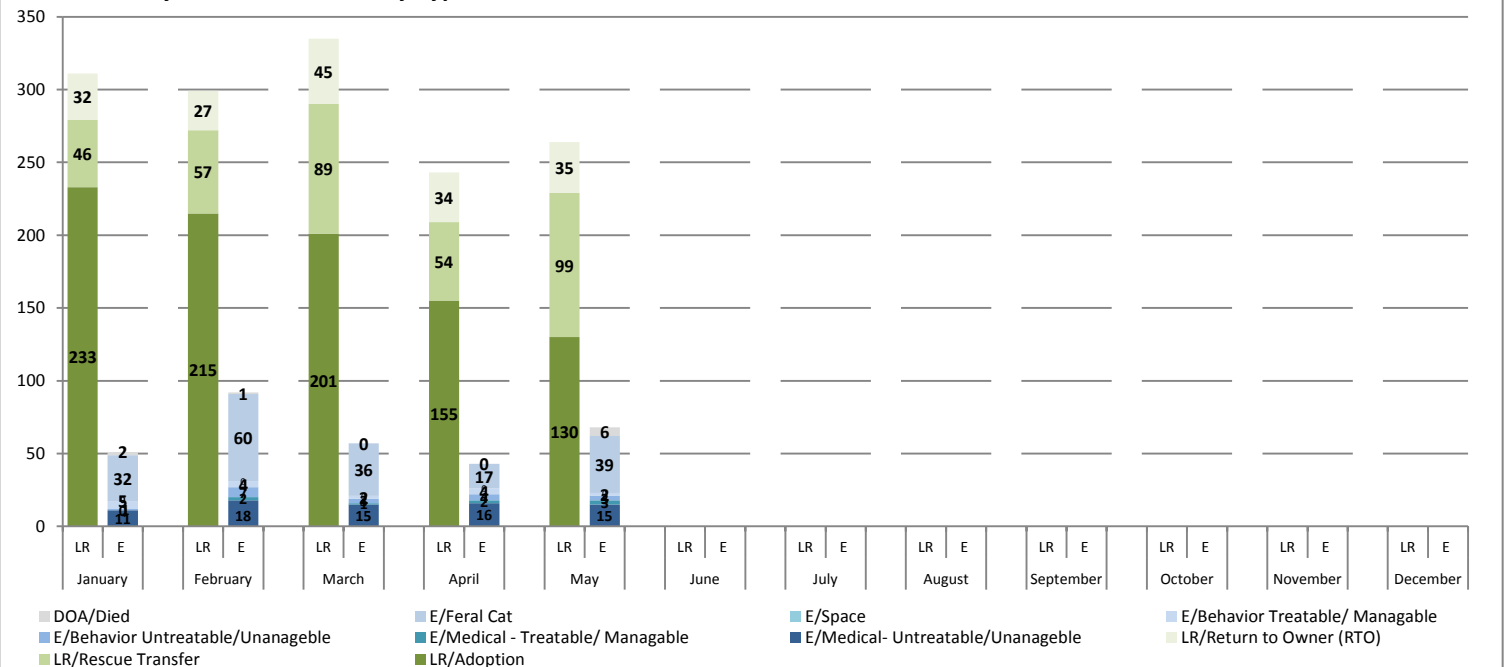
	<u>Adult</u> <u>Doq</u>	<u>Puppy</u>	<u>Total</u> <u>Doq</u>	<u>Adult</u> <u>Cat</u>	<u>Kitten</u>	<u>Total</u> <u>Cat</u>	<u>Other</u>	<u>Total</u>	<u>%Euth</u>
Behavior		5	5	0	0	0	0	5	8%
Feral		0	0	39	0	39	0	39	63%
Medical	10	0	10	2	6	8	0	18	29%
Space	0	0	0	0	0	0	0	0	0%
Total	15	0	15	41	6	47	0	62	100%

Owner Surrender for Euth
(included above)

	10	0	10	1	0	1	0	11	18%
--	----	---	----	---	---	---	---	----	-----

2017 Monthly Animal Outcomes By Type

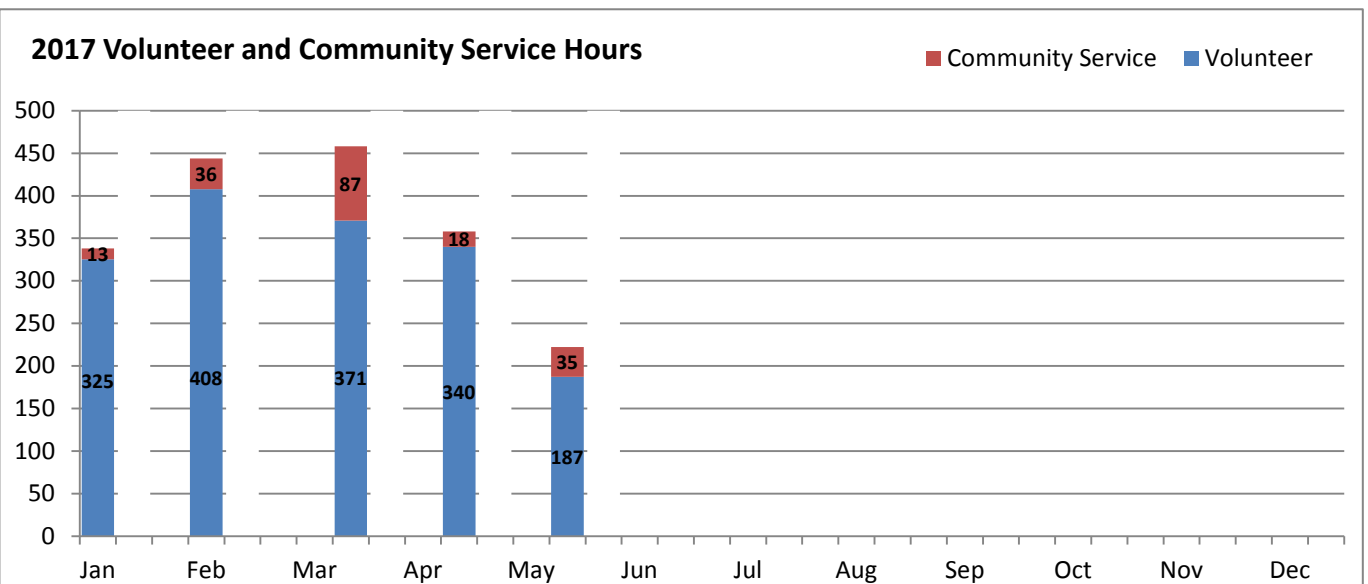
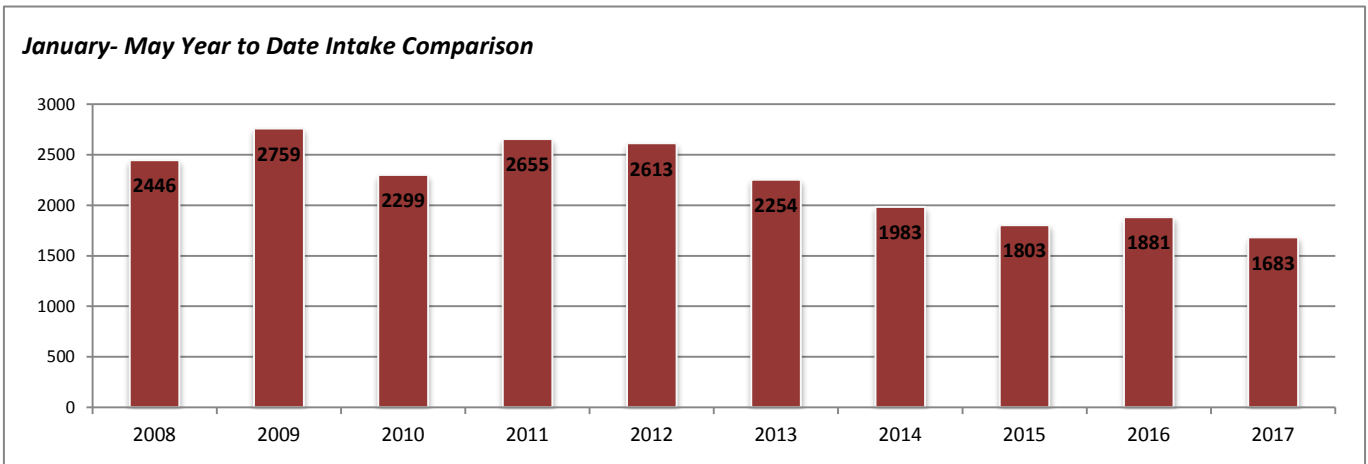
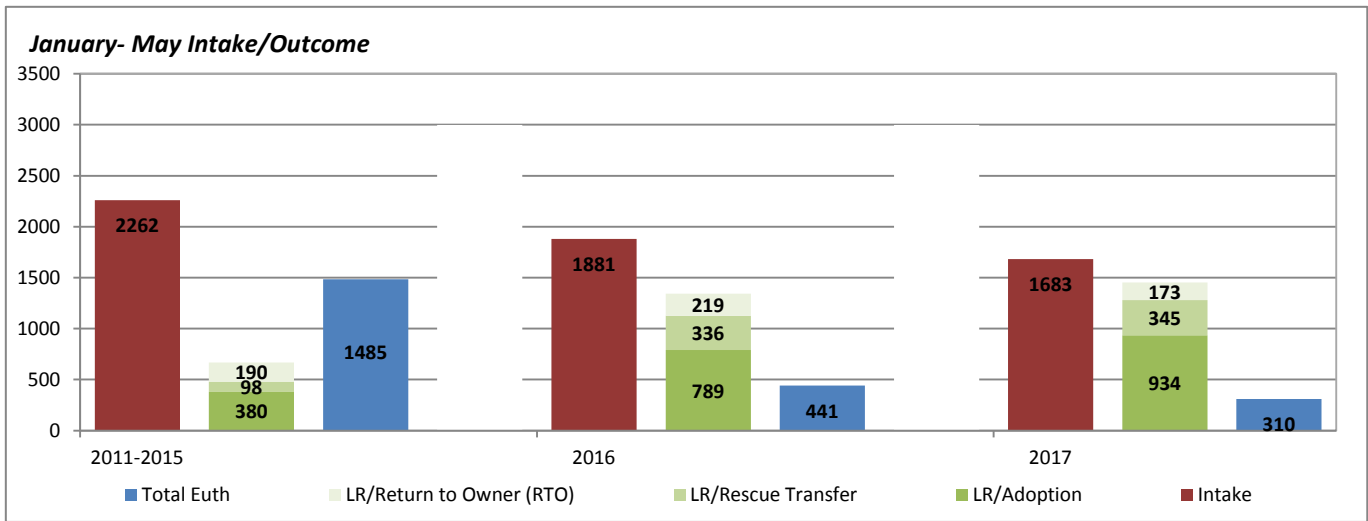
LR= Live Release E= Euthanized or Died



Burlington Animal Services

Statistical Report- May 2017

Intake/Outcome Comparison Statistics



Burlington Animal Services

Statistical Report- May 2017

Field Services

activities related to assisting other agencies such as police or fire, and providing assistance to the public for animal related matters in the field	Assist	7
field activities involving animal bites	Bite	35
field activities related to complaints of code violations involving barking, nuisance, abandoned pets, fowl, over the limit of number of dogs etc	Code Violation	45
field activities involving complaints/ investigations of cruelty and/or neglect	Cruelty/Neglect	28
pick-up and removal of deceased animals	Deceased pick-up	18
(field activities involving § 67-4 and § 130A-200- dangerous and vicious dogs	Declaration	1
field activities not included in the other categories	Other	35
activities related to field pick up of surrendered animals; notice for recovery of owned animal at shelter	Owned	8
field activities involving temporary custody of owned animals	Protective Custody	0
field activities involving potential rabies exposure to human or domestic animal	Rabies Exposure	5
field calls related to domestic animals at large	Stray	1
activities involving complaints related to tethering ordinance	Tethering	22
field activities related to trapping domestic animals	Trap	26
activities related to wildlife	Wildlife	27
Total		258

Average Field Service Responses per day: 8.3

