

# Burlington Animal Services

## Statistical Report

February 2017

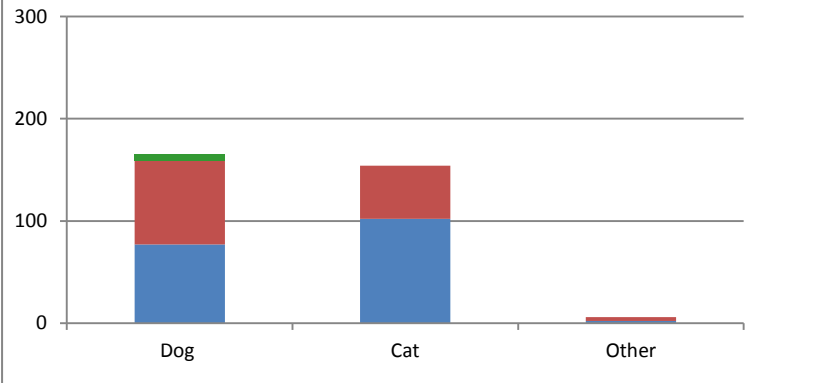
### Animal Intakes

#### Total Intakes

	<u>Dog</u>	<u>Cat</u>	<u>Other</u>	<u>Total</u>
Stray	77	102	2	181
Surrender*	82	52	4	138
Confiscate	6	0	0	6
<b>Total</b>	<b>165</b>	<b>154</b>	<b>6</b>	<b>325</b>

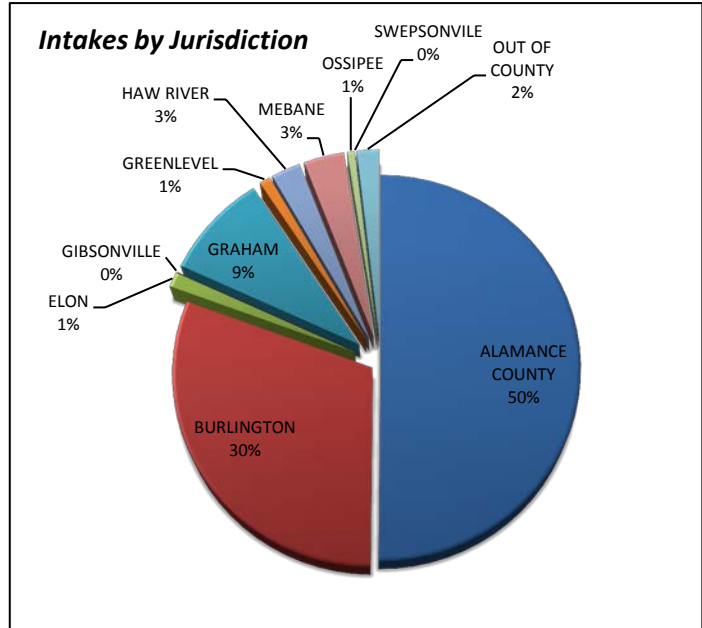
*Surrenders that were adoption returns				
	10	0	0	10

#### Intake by Type/ Species

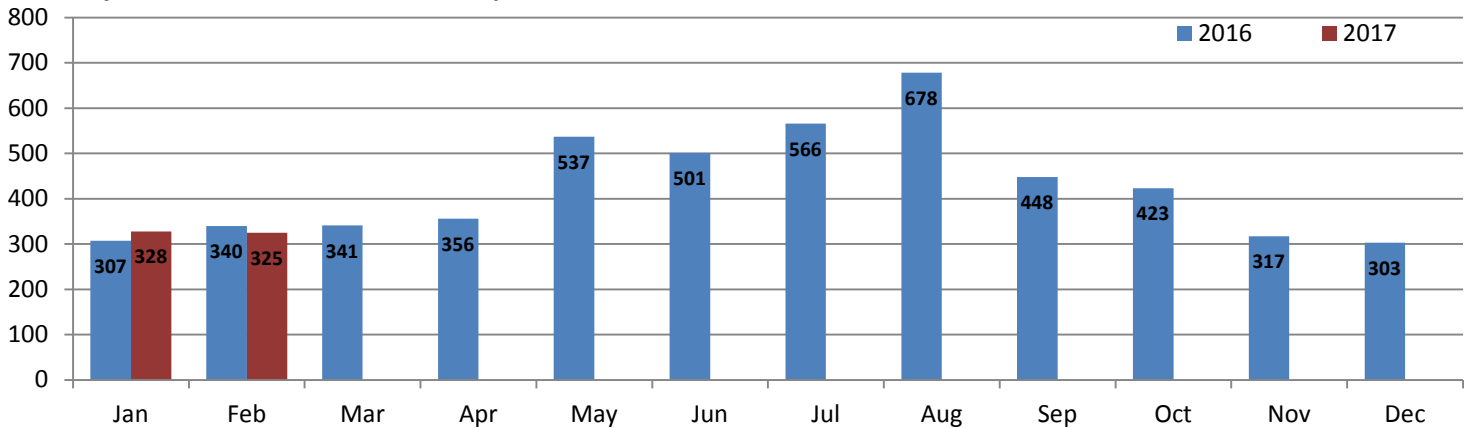


	<u>Total</u>	<u>%</u>	
ALAMANCE COUNTY	163	50%	<i>All jurisdictions verified with Alamance GIS data</i>
BURLINGTON	99	30%	
ELON	4	1%	
GIBSONVILLE	0	0%	
GRAHAM	29	9%	
GREENLEVEL	3	1%	
HAW RIVER	8	2%	
MEBANE	11	3%	
OSSIPEE	2	1%	
SWEPSONVILLE	0	0%	
OUT OF COUNTY	6	2%	
VILLAGE OF ALAMANCE	0	0%	
<b>Total</b>	<b>325</b>	<b>100%</b>	

#### Intakes by Jurisdiction



#### Monthly Animal Intake 2016/2017 Comparison



# Burlington Animal Services

Statistical Report

February 2017

## Animal Outcomes

### Total Outcomes

	<u>Dog</u>	<u>Cat</u>	<u>Other</u>	<u>Total</u>	<u>% of total Dispositions</u>
Return to Owner (RTO)	23	3	1	27	7%
Adoption	92	119	4	215	55%
Rescue Transfer	42	15	0	57	15%
Euthanasia	20	71	0	91	23%
Died	0	1	0	1	0.3%
<b>Total</b>	<b>177</b>	<b>209</b>	<b>5</b>	<b>391</b>	<b>100%</b>

### Euthanasia Reasons

	<u>Dog</u>	<u>Cat</u>	<u>Other</u>	<u>Total</u>	<u>%Euth</u>
Behavior		8	3	11	12%
Feral	0	60	0	60	66%
Medical	12	8	0	20	22%
Space	0	0	0	0	0%
<b>Total</b>	<b>20</b>	<b>71</b>	<b>0</b>	<b>91</b>	<b>100%</b>

Owner Requested Euthanasias (included above)	11	3	0	14	15%
--	----	---	---	----	-----

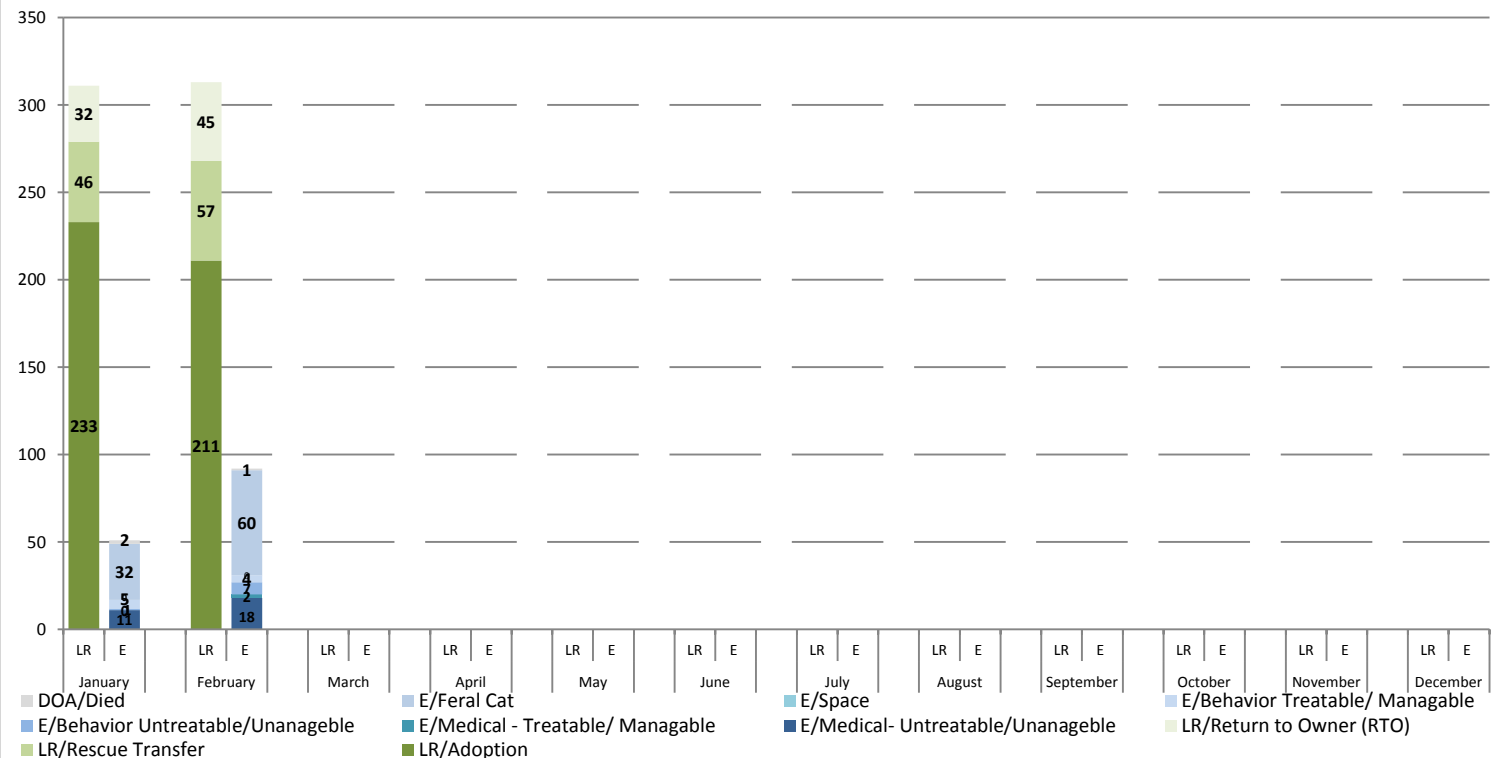
### Live Release Outcomes

	<u>Dog</u>	<u>Cat</u>	<u>Other</u>	<u>Total</u>	<u>%</u>
<b>Total Live Release</b>	<b>157</b>	<b>137</b>	<b>5</b>	<b>299</b>	<b>76%</b>
<b>Placeable <sup>(1)</sup> Live Release</b>					<b>98%</b>

<sup>(1)</sup> Placeable Live Release = Number of total dispositions less the number of animals that were not candidates for placement. These include pets with untreatable/unmanageable conditions, surrendered for euthanasia, feral cats that were euthanized and animals that arrive dead or died in custody from the total number of animals dispositioned. This number for this month totals 305

### 2017 Monthly Animal Outcomes By Type

LR= Live Release E= Euthanized or Died

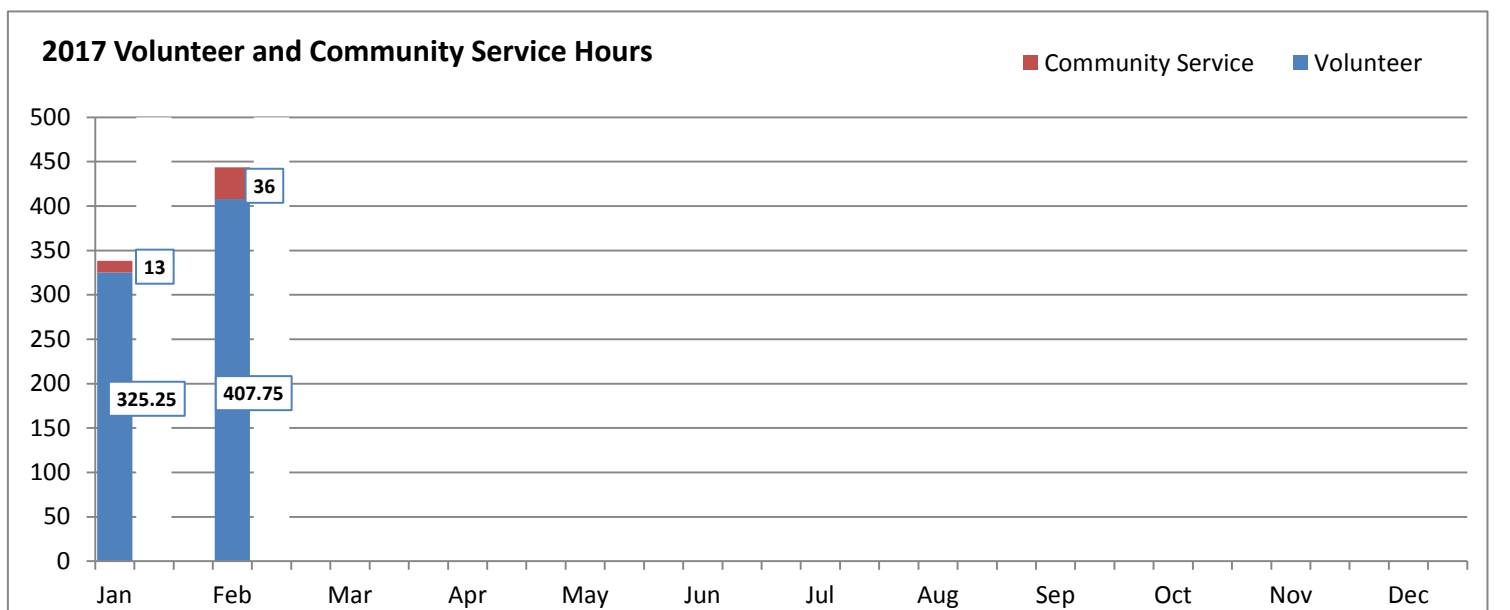
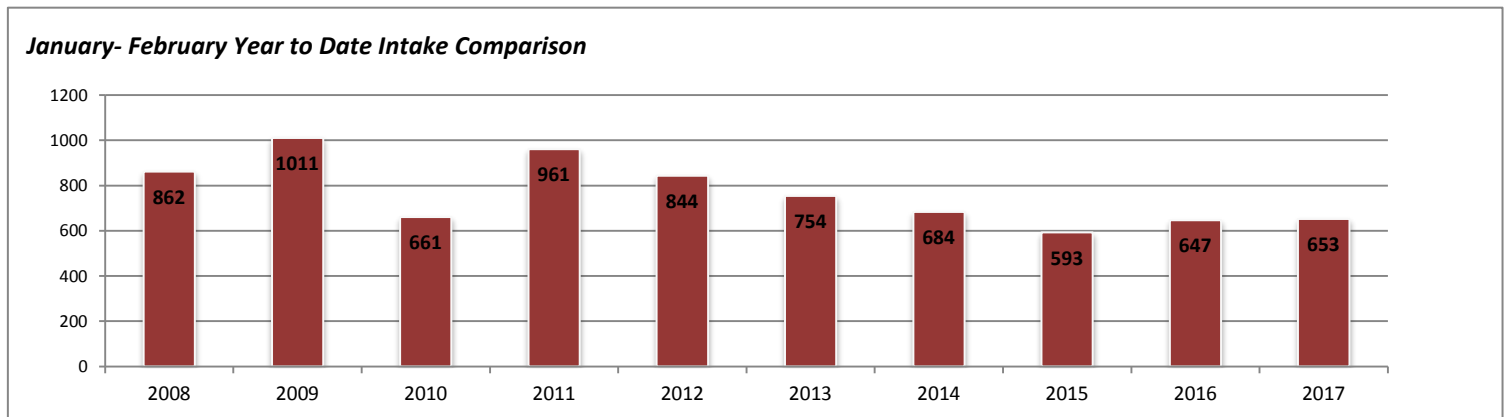
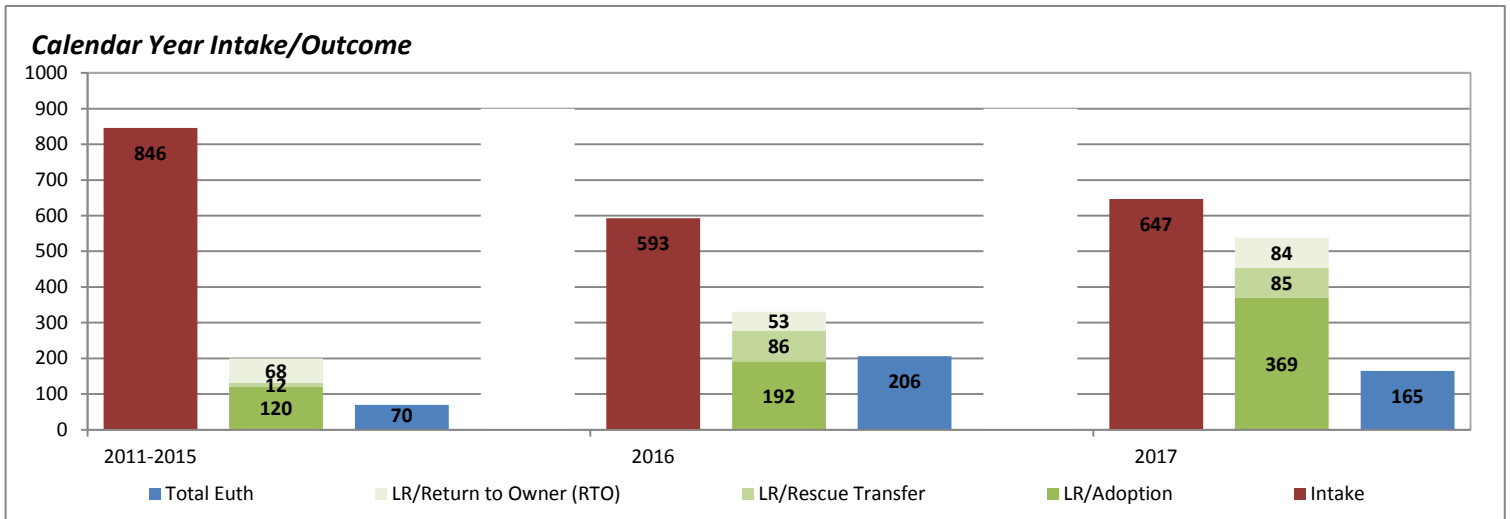


# Burlington Animal Services

Statistical Report

February 2017

## Intake/Outcome Comparison Statistics



# Burlington Animal Services

## Statistical Report

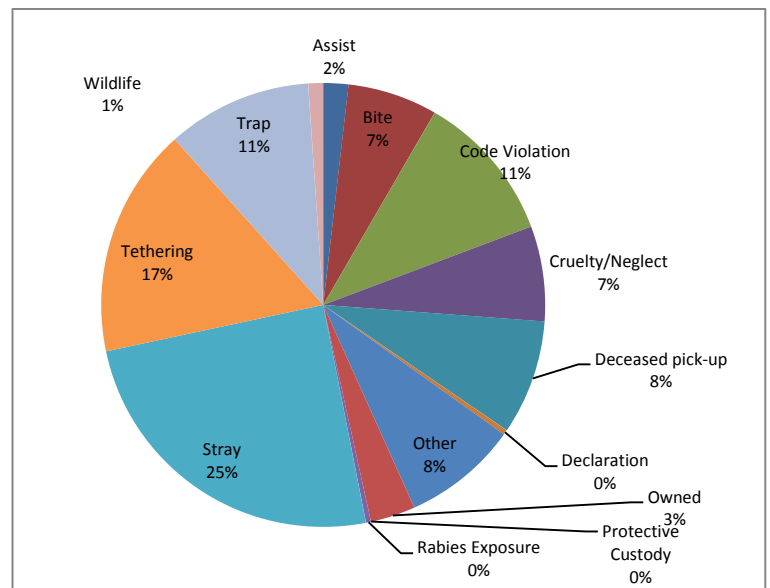
February 2017

### Field Services

activities related to assisting other agencies such as police or fire, and providing assistance to the public for animal	<b>Assist</b>	<b>5</b>
field activities involving animal bites	<b>Bite</b>	<b>18</b>
field activities related to complaints of code violations involving barking, nuisance, abandoned pets, fowl, over the limit of number of dogs etc	<b>Code Violation</b>	<b>30</b>
field activities involving complaints/ investigations of cruelty and/or neglect	<b>Cruelty/Neglect</b>	<b>19</b>
pick-up and removal of deceased animals	<b>Deceased pick-up</b>	<b>23</b>
(field activities involving § 67-4 and § 130A-200- dangerous and vicious dogs	<b>Declaration</b>	<b>1</b>
field activities not included in the other categories	<b>Other</b>	<b>23</b>
activities related to field pick up of surrendered animals; notice for recovery of owned animal at shelter	<b>Owned</b>	<b>9</b>
field activities involving temporary custody of owned animals	<b>Protective Custody</b>	<b>0</b>
field activities involving potential rabies exposure to human or domestic animal	<b>Rabies Exposure</b>	<b>1</b>
field calls related to domestic animals at large	<b>Stray</b>	<b>68</b>
activities involving complaints related to tethering ordinance	<b>Tethering</b>	<b>46</b>
field activities related to trapping domestic animals	<b>Trap</b>	<b>29</b>
activities related to wildlife	<b>Wildlife</b>	<b>3</b>
	<b>Total</b>	<b>275</b>

**Average Field Service Responses per day:**

**9.8**



### Monthly Field Services Responses 2016/ 2017

