

# Burlington Animal Services

## Monthly Statistical Report

June 2015

### Animal Intakes

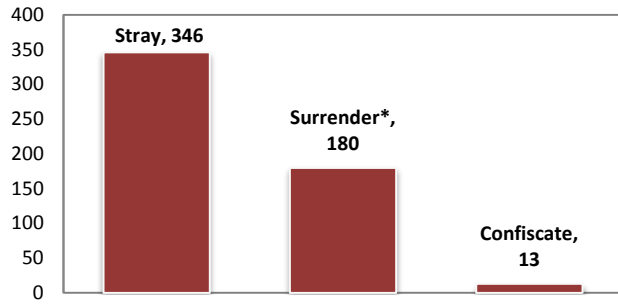
#### Total Intakes

	<i>Dog</i>	<i>Cat</i>	<i>Other</i>	<i>Total</i>
Stray	90	253	3	346
Surrender*	92	86	2	180
Confiscate	12	1	0	13
<b>Total</b>	<b>194</b>	<b>340</b>	<b>5</b>	<b>539</b>

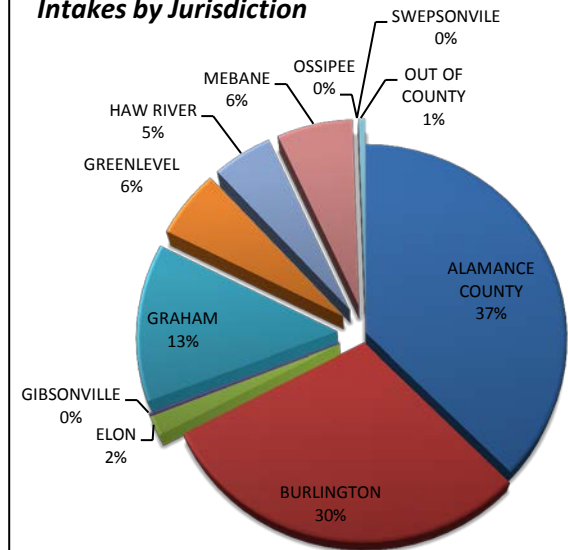
<i>*Surrenders that were adoption returns</i>				
	4	2	0	6

	<i>Total</i>	<i>%</i>
ALAMANCE COUNTY	202	37%
BURLINGTON	161	30%
ELON	9	2%
GIBSONVILLE	1	0%
GRAHAM	71	13%
GREENLEVEL	31	6%
HAW RIVER	27	5%
MEBANE	34	6%
OSSIPEE	0	0%
SWEPSONVILLE	0	0%
OUT OF COUNTY	3	1%
VILLAGE OF ALAMANCE	0	0%
<b>Total</b>	<b>539</b>	<b>100%</b>

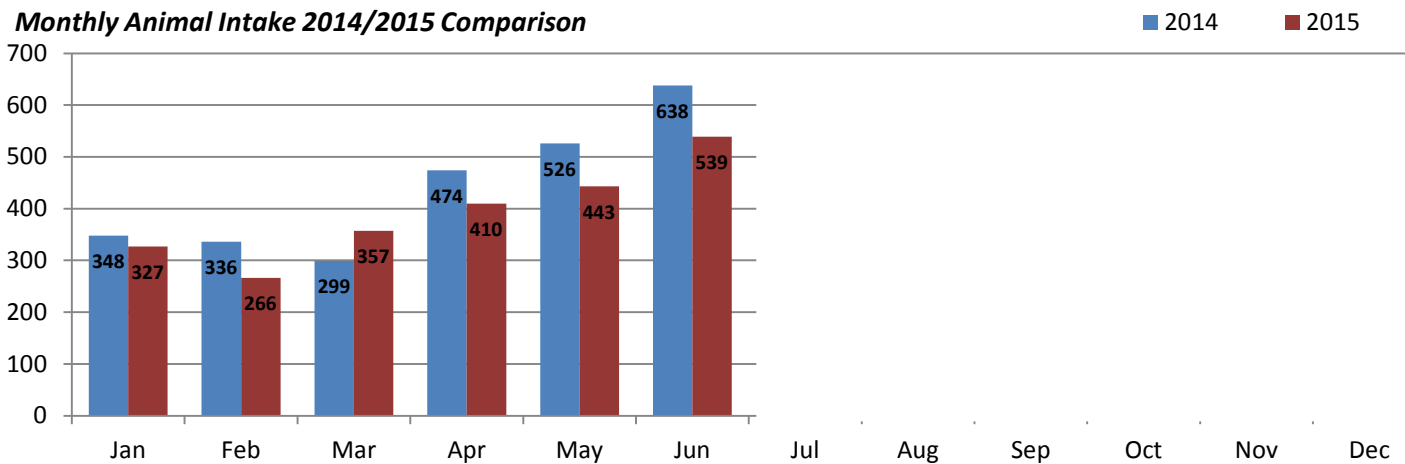
#### Animal Intakes By Type



#### Intakes by Jurisdiction



#### Monthly Animal Intake 2014/2015 Comparison



# Burlington Animal Services

## Monthly Statistical Report

June 2015

### Animal Outcomes

#### Total Dispositions

	<u>Dog</u>	<u>Cat</u>	<u>Other</u>	<u>Total</u>	<u>% of total Dispositions</u>
Return to Owner (RTO)	23	1	1	25	6%
Adoption	60	49	2	111	27%
Rescue Transfer	67	5	1	73	18%
Euthanasia	23	165	2	190	47%
Died	1	8	0	9	2.2%
<b>Total</b>	<b>174</b>	<b>228</b>	<b>6</b>	<b>408</b>	<b>100%</b>

#### Euthanasia Reasons

	<u>Dog</u>	<u>Cat</u>	<u>Other</u>	<u>Total</u>	<u>%Euth</u>
Behavior		6	8	14	7%
Feral		0	104	104	55%
Medical	17	50	2	69	36%
Space	0	3	0	3	2%
<b>Total</b>	<b>23</b>	<b>165</b>	<b>2</b>	<b>190</b>	<b>100%</b>

#### Owner Requested

Euthanasia	8	2	10	5%
------------	---	---	----	----

#### Live Release of Placeable <sup>(1)</sup> Animals

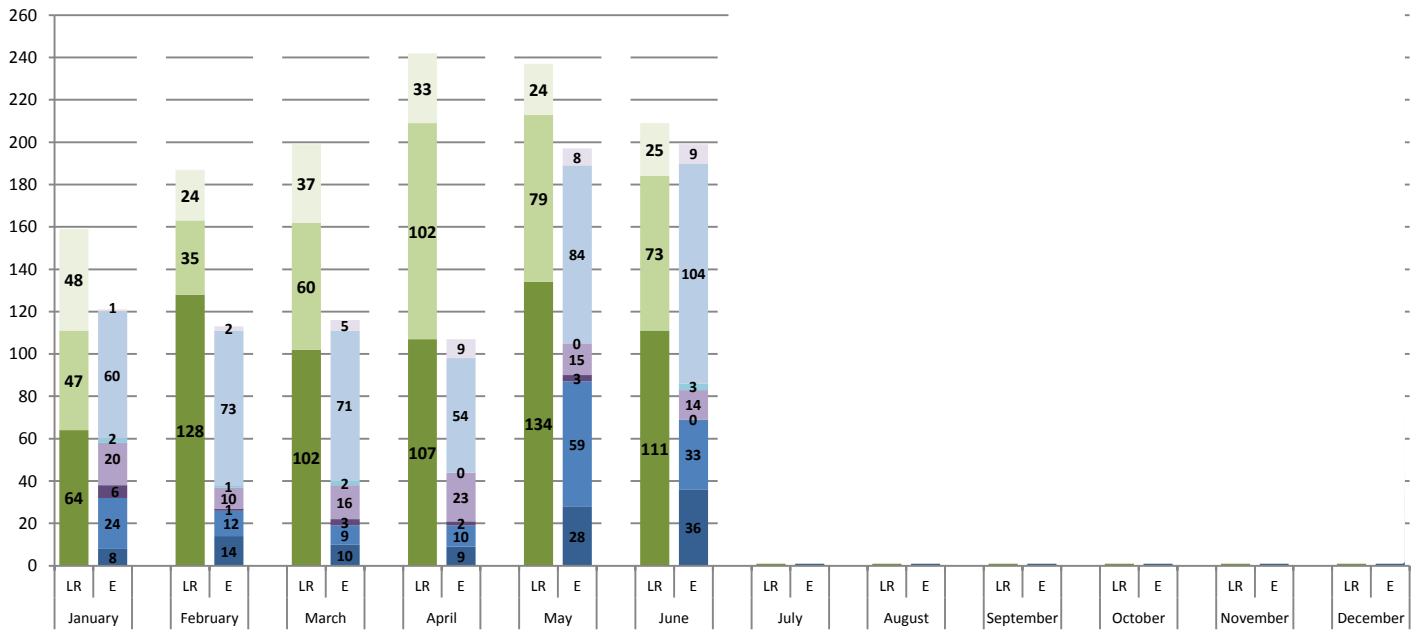
	<u>Dog</u>	<u>Cat</u>	<u>Other</u>	<u>Total</u>	<u>%</u>
Return to Owner (RTO)	23	1	1	25	8%
Adoption	60	49	2	111	36%
Rescue Transfer	67	5	1	73	24%
<b>Total</b>	<b>150</b>	<b>55</b>	<b>4</b>	<b>209</b>	<b>84%</b>

(1) The term "Placeable" animals does not include animals surrendered for euthanasia, feral cats, animals that arrive dead or die in our custody, euthanasia due to Behavioral and Medical Untreatable/Unmanageable (animals that are dangerous and have injured/killed humans or other animals or animals with severe, suffering or terminal illness. For the month of June 2015 his number totals 249

#### Gross Live Release of Total Dispositions

	<u>Dog</u>	<u>Cat</u>	<u>Other</u>	<u>Total</u>	<u>%</u>
Return to Owner (RTO)	23	1	1	25	6%
Adoption	60	49	2	111	26%
Rescue Transfer	67	5	1	73	17%
<b>Total</b>	<b>150</b>	<b>55</b>	<b>4</b>	<b>209</b>	<b>51%</b>

### 2015 Monthly Animal Outcomes By Type



LR= Live Release E= Euthanasia or Died

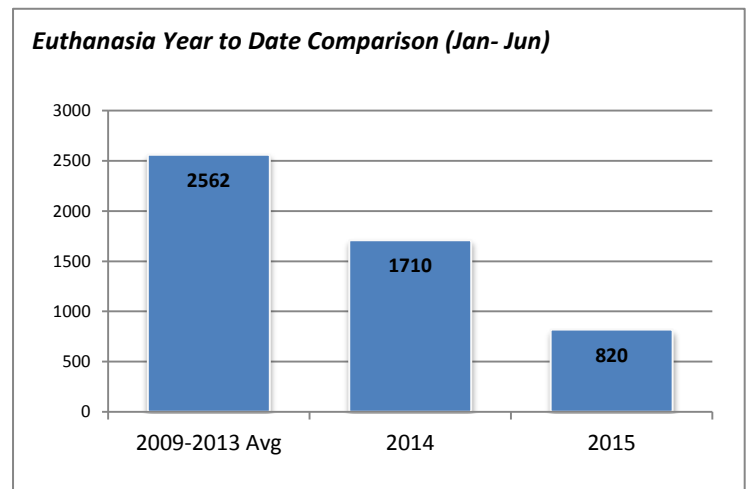
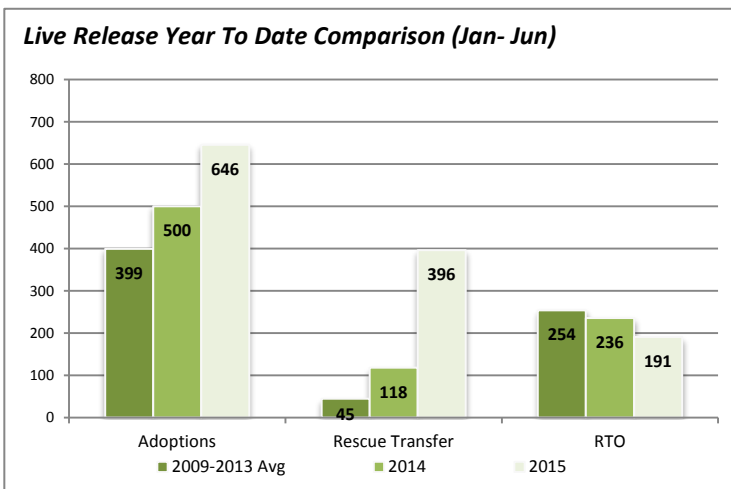
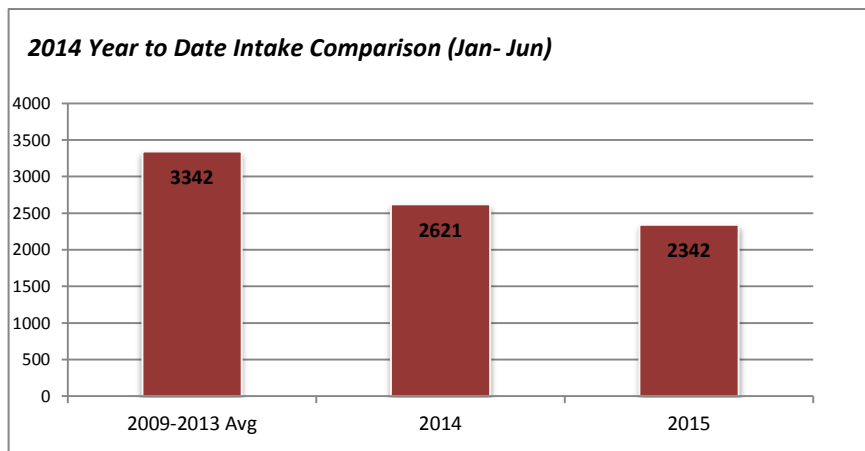
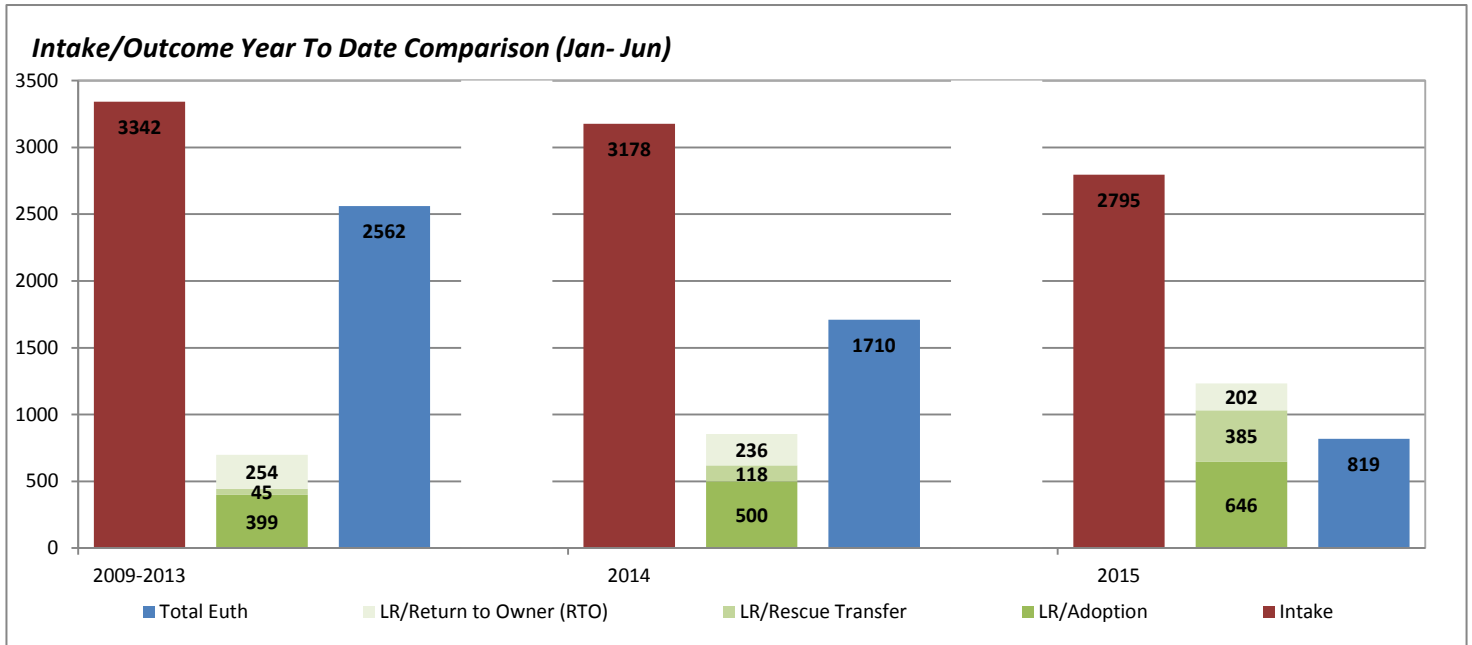
- E/Behavior Untreatable/Unmanageable
- E/Behavior Treatable/Managable
- LR/Return to Owner (RTO)
- LR/Adoption
- E/Medical-Untreatable/Unmanageable
- E/Medical-Treatable/Managable
- E/Space
- E/Feral
- E/Died

# Burlington Animal Services

Monthly Statistical Report

June 2015

## Intake/Outcome Comparison Statistics



# Burlington Animal Services

## Monthly Statistical Report

June 2015

### Field Services

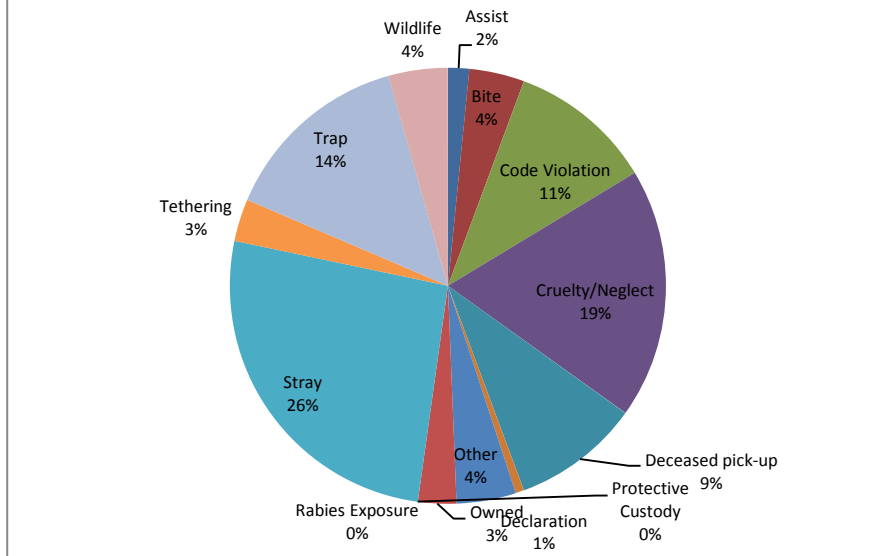
activities related to assisting other agencies such as police or fire, and providing assistance to the public	<b>Assist</b>	<b>5</b>
field activities involving animal bites	<b>Bite</b>	<b>13</b>
field activities related to complaints of code violations involving barking, nuisance, abandoned pets, fowl, over the limit of number of dogs etc	<b>Code Violation</b>	<b>34</b>
field activities involving complaints/ investigations of cruelty and/or neglect	<b>Cruelty/Neglect</b>	<b>59</b>
pick-up and removal of deceased animals	<b>Deceased pick-up</b>	<b>30</b>
(field activities involving § 67-4 and § 130A-200- dangerous and vicious dogs	<b>Declaration</b>	<b>2</b>
field activities not included in the other categories	<b>Other</b>	<b>14</b>
activities related to field pick up of surrendered animals; notice for recovery of owned animal at shelter	<b>Owned</b>	<b>9</b>
field activities involving temporary custody of owned animals	<b>Protective Custody</b>	<b>0</b>
field activities involving potential rabies exposure to human or domestic animal	<b>Rabies Exposure</b>	<b>0</b>
field calls related to domestic animals at large	<b>Stray</b>	<b>83</b>
activities involving complaints related to tethering ordinance	<b>Tethering</b>	<b>10</b>
field activities related to trapping domestic animals	<b>Trap</b>	<b>45</b>
activities related to wildlife	<b>Wildlife</b>	<b>14</b>

**Average Field Service Responses per day:**

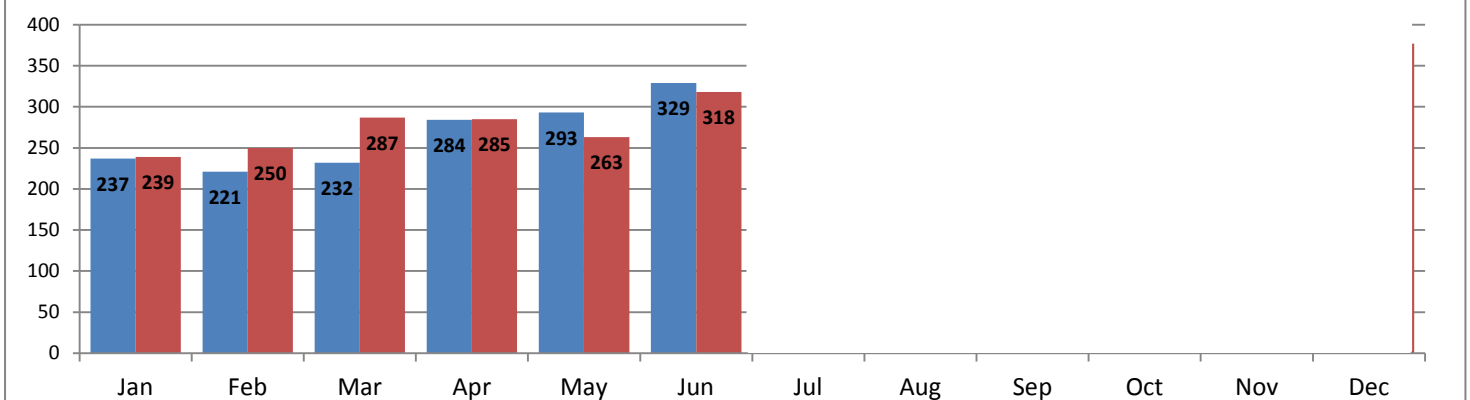
**10.6**

**Total 318**

**June 2015 Field Services Responses**



**Monthly Field Services Responses 2014/2015 Comparison**



# Burlington Animal Services

## Monthly Statistical Report

June 2015

### Spay Neuter Clinic

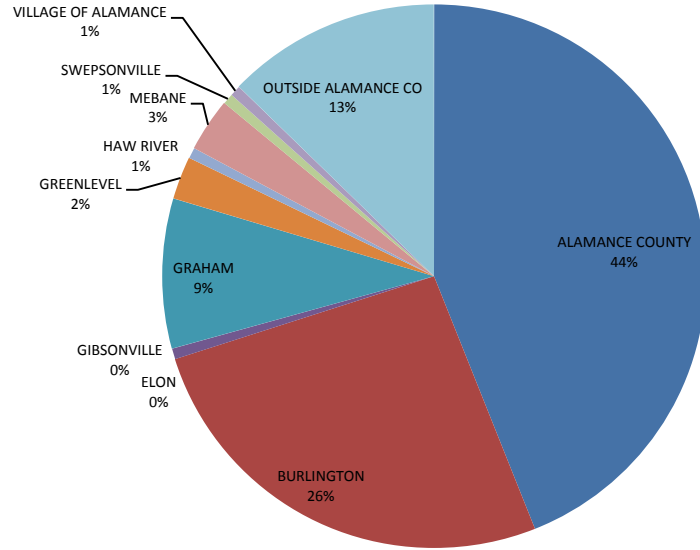
#### Spay/Neuter Surgeries Performed:

Canine	80
Feline	69
<b>Total</b>	<b>149</b>

#### Demographics:

Public	124
Rescue Groups	2
\$20 FIX	2
PAWS public assistance/ Shelter referrals	15
Adoption Center	6

June 2015 Spay & Neuter Clinic of Alamance County Client Demographics



Sterilization Procedures Performed 2014/2015 Comparison

